



Catálogo de  
Aplicaciones 2022



JUNTAS HOMOCINÉTICAS  
KITS DE REPARACIÓN






Información Técnica


4

**Juntas Homocinéticas**  
Aplicaciones por marca y vehículo



5

**Juntas Homocinéticas**  
Aplicaciones por código



19

**Kits de reparación**  
Equivalencias por código KIT



31

**Kits de reparación**  
Equivalencias por código JUNTA



34



# Juntas Homocinéticas

## Información Técnica

### ¿Qué son?

Son componentes que tienen la función de transmitir de forma constante la fuerza (torque) del motor a las ruedas. Los vehículos con tracción delantera utilizan dos semi-ejes, uno para cada rueda motriz.

Cada semi-eje está compuesto por dos juntas homocinéticas, una fija (lado rueda) y otra deslizante (lado caja de cambios). Las juntas universales tradicionales permiten mayores ángulos de trabajo, menor radio de giro en vehículos de tracción delantera y mayor capacidad de torque.

### ¿Cómo funcionan?

Los vehículos con tracción delantera, o semi-eje, además de transmitir la fuerza del motor a las ruedas, actúa también como sistema de dirección. Cuando un vehículo está trazando una curva en un terreno irregular, la fuerza (torque) del motor debe llegar a las ruedas de manera constante y regular.

Los componentes de las juntas fijas o deslizantes son: Carcasa externa, anillo porta-esfera o jaula, esferas, núcleo. Límites angulares de trabajo: Juntas fijas 47°, juntas deslizantes 22°. Es de suma importancia la correcta alineación del vehículo, debido a que de ésta depende la durabilidad del conjunto que configura la transmisión.

### ¿Cuándo deben ser substituidas?

Las Juntas Homocinéticas tienen una vida útil elevada, sin embargo debe tenerse especial cuidado de examinar el estado de los guarda-polvo, abrazaderas, ya que de ellas dependen el buen estado de conservación y funcionamiento del conjunto. Es por esta razón que Cofap / Magneti Marelli también comercializa los Kits de Mantenimiento para juntas homocinéticas. La durabilidad de las juntas depende también de la correcta conducción del vehículo según las recomendaciones del fabricante y al mantenimiento con repuestos originales y mano de obra calificada. A la menor señal de un problema en la transmisión, la misma debe ser revisada por personal profesional.

### Detalle tipo de DIENTES




**T = Anillo de ABS con Dientes**



**W = Anillo de ABS Tipo Ventana**

**JUNTAS HOMOCINÉTICAS**  
**Aplicación por marca y vehículo**







**LADO**
**CANT.  
ESTRÍAS  
EXT. | INT.**
**Ø  
COPA  
mm.**
**SE-  
GU-  
RO**
**DIEN-  
TES  
ABS**


## ALFA ROMEO

|  |       |       |    |    |    |  |    |           |
|--|-------|-------|----|----|----|--|----|-----------|
| 145 / 146 / SPIDER II 1.8 16V (AR 32201 - AR 38401 - AR 67106) con ABS | 96-02 | RUEDA | 25 | 25 | 90 |  | 44 | JHC07180B |
| 145 1.9 JTD (AR 30302) / 146 1.9 JTD (AR 30302)                        | 99-02 | RUEDA | 25 | 28 | 98 |  |    | JHC08360B |
| 155 2.0 (TSAR67201, AR67202)   | 92-99 | RUEDA | 25 | 25 | 90 |  |    | JHC03111B |
| 156 2.5 24V V6 (192 CV) (AR32405)                                      | 03-07 | RUEDA | 25 | 28 | 98 |  |    | JHC08360B |
| 156 2.5 24V V6 (AR30401)   | 98-02 | RUEDA | 25 | 28 | 98 |  |    | JHC08360B |
| 156 2.5 24V V6 (AR32405)   | 01-03 | RUEDA | 25 | 28 | 98 |  |    | JHC08360B |
| SPIDER 3.0 V6 (AR16101)  | 96-02 | RUEDA | 25 | 28 | 98 |  |    | JHC08360B |




## AUDI

|  |       |       |    |    |    |     |    |           |
|--|-------|-------|----|----|----|-----|----|-----------|
| A3 1.6 (C/Y)                           | 99->  | RUEDA | 36 | 30 | 90 |     |    | JHC01111B |
| A3 1.6 (AVU/BSF)                       | 05-08 | RUEDA | 36 | 30 | 81 |     |    | JHC05408B |
| A3 2.0 (FSI BVZ)                       | 05-08 | RUEDA | 36 | 30 | 90 | INT |    | JHC07188B |
| A3 2.0 TDI (BKD)                       | 05-08 | RUEDA | 36 | 27 | 98 |     |    | JHC02804B |
| A4 1.8 (ADR)con ABS                    | 97-00 | RUEDA | 33 | 30 | 90 |     | 45 | JHC05204B |
| A4 1.8 (ADR) con ABS                   | 93-98 | RUEDA | 33 | 30 | 90 |     | 45 | JHC05204B |
| A4 1.8 (ARG) (ADR) con ABS             | 98-01 | RUEDA | 33 | 30 | 90 |     | 45 | JHC05204B |
| A4 1.8 T (AWT) / 1.9 TDI (AVF) con ABS | 01-07 | RUEDA | 33 | 30 | 89 |     | 45 | JHC05114B |
| A4 1.8 T (AWT) con ABS                 | 01-08 | RUEDA | 33 | 30 | 89 |     | 45 | JHC05114B |
| A4 1.8T (AEB) con ABS                  | 97-01 | RUEDA | 38 | 33 | 88 |     | 45 | JHC01784B |
| A4 1.8T (APU/ANB) con ABS              | 98-01 | RUEDA | 38 | 33 | 88 |     | 45 | JHC01784B |
| A4 1.8T (AWT) con ABS                  | 01-10 | RUEDA | 38 | 33 | 88 |     | 45 | JHC01784B |
| A4 1.9 TDI (ADF) con ABS               | 01-07 | RUEDA | 33 | 30 | 90 |     | 45 | JHC05204B |
| A4 1.9 TDI (AJM) con ABS               | 97-01 | RUEDA | 33 | 30 | 90 |     | 45 | JHC05204B |
| A4 2.4 V6 (AJG) / 2.4 V6 (ARJ) c/ ABS  | 99-01 | RUEDA | 38 | 27 | 98 |     | 45 | JHC08014B |
| A4 2.8 V6 (AAH) con ABS                | 93-98 | RUEDA | 38 | 27 | 98 |     | 45 | JHC08014B |
| A6 2.4 (AGA) con ABS                   | 02-05 | RUEDA | 38 | 27 | 98 |     | 45 | JHC08014B |
| A6 2.4 V6 (ARJ) con ABS                | 98-01 | RUEDA | 38 | 27 | 98 |     | 45 | JHC08014B |
| A6 2.5 TDI (AKN) con ABS               | 00-02 | RUEDA | 38 | 27 | 98 |     | 45 | JHC08014B |
| A6 2.8 V6 (AAH) con ABS                | 94-97 | RUEDA | 38 | 27 | 98 |     | 45 | JHC08014B |
| A6 3.0 V6 (ASN) con ABS                | 01-05 | RUEDA | 38 | 27 | 98 |     | 45 | JHC08014B |
| A8 4.2 V8 FSI (ABZ) con ABS            | 95-00 | RUEDA | 38 | 27 | 98 |     | 45 | JHC08014B |
| S3 1.8 T (210CV) (AMK)                 | 00-02 | RUEDA | 36 | 30 | 81 |     |    | JHC05408B |

|                   |  |  | LADO  | CANT. ESTRÍAS |      | Ø COPA mm. | SE-GURO | DIEN-TES ABS |  |
|-------------------|---|---|-------|---------------|------|------------|---------|--------------|---|
|                   |   |   |       | EXT.          | INT. |            |         |              |   |
| TT 1.8T (APX/BAM) |   | 99-05   | RUEDA | 36            | 30   | 81         |         |              | JHC05408B   |

## CHEVROLET

|  |       |       |    |    |      |     |    |           |
|--|-------|-------|----|----|------|-----|----|-----------|
| AGILE 1.4 con y sin ABS                            | 09-14 | CAJA  | 22 | 28 | 86   |     |    | JDC04301B |
| AGILE 1.4 con y sin ABS                            | 09-14 | RUEDA | 22 | 21 | 75,5 | INT | 48 | JHC04104B |
| ASTRA 1.8 8V / 2.0 8V / 2.0 16V                    | 99->  | RUEDA | 33 | 25 | 89   | INT |    | JHC04115B |
| ASTRA 1.8 / 2.0 8V sin ABS                         | 99-12 | CAJA  | 22 | 25 | 92   |     |    | JDC04305B |
| CELTA 1.0  | 00-12 | RUEDA | 22 | 28 | 81   |     |    | JHC04119B |
| CELTA 1.0  | 00-12 | CAJA  | 22 | 28 | 86   |     |    | JDC04301B |
| CELTA 1.4  | 04-12 | RUEDA | 22 | 28 | 81   |     |    | JHC04119B |
| CELTA 1.4  | 04-12 | CAJA  | 22 | 28 | 86   |     |    | JDC04301B |
| CELTA 1.0 / 1.4 8v (S/ ABS)                        | 00->  | RUEDA | 22 | 28 | 81   | EXT |    | JHC04119B |
| CORSA 1.0 /1.4/1.6 (S/ ABS)                        | 94-03 | RUEDA | 22 | 28 | 81   | EXT |    | JHC04119B |
| CORSA 1.0 / 1.4 / 1.6 (S/ ABS)                     | 94-03 | RUEDA | 22 | 22 | 80   | EXT |    | JHC04110B |
| CORSA 1.0 / 1.4 / 1.6 / PICK UP 1.6                | 94-12 | RUEDA | 22 | 28 | 80   |     |    | JHC04106B |
| CORSA 1.0 / 1.4 / 1.6 / PICK UP 1.6                | 94-12 | CAJA  | 22 | 22 | 85,7 |     |    | JDC04303B |
| CORSA 1.0 / 1.4 / 1.6 / PICK UP 1.6                | 94-12 | CAJA  | 22 | 28 | 86   |     |    | JDC04301B |
| CORSA 1.6 VHC (S/ ABS)                             | 04-07 | RUEDA | 22 | 22 | 80   | EXT |    | JHC04110B |
| CORSA CLASSIC 1.0 (S/ ABS)                         | 04-07 | RUEDA | 22 | 22 | 80   | EXT |    | JHC04110B |
| CORSA CLASSIC 1.0 / 1.6 (S/ ABS)                   | 04-07 | RUEDA | 22 | 28 | 81   | EXT |    | JHC04119B |
| CORSA CLASSIC 1.7D Isuzu BX17D (4EE1)              | 02-05 | RUEDA | 22 | 22 | 80   |     |    | JHC04110B |
| CORSA PICK UP / SW / COMBO 1.7D Isuzu BX17D (4EE1) | 98-03 | RUEDA | 22 | 22 | 80   |     |    | JHC04110B |
| CORSA PICK UP 1.6 8V (S/ ABS)                      | 95-03 | RUEDA | 22 | 28 | 81   | EXT |    | JHC04119B |
| CORSA PICK UP 1.6 8V (S/ ABS)                      | 95-03 | RUEDA | 22 | 22 | 80   | EXT |    | JHC04110B |
| CORSA NUEVO 1.0 / 1.4 8V (S/ ABS)                  | 02->  | RUEDA | 22 | 28 | 81   | EXT |    | JHC04119B |
| CORSA NUEVO 1.0 8V VHC (S/ ABS)                    | 02-07 | RUEDA | 22 | 22 | 80   | EXT |    | JHC04110B |
| CORSA SEDAN - WAGON 1.0/1.6 (S/ ABS)               | 94-03 | RUEDA | 22 | 28 | 81   | EXT |    | JHC04119B |
| CORSA SEDAN 1.0 / 1.6 (S/ ABS)                     | 94-03 | RUEDA | 22 | 22 | 80   | EXT |    | JHC04110B |
| CORSA SEDAN 1.8 8V con y sin ABS                   | 02-12 | CAJA  | 22 | 23 | 78   |     |    | JDC04306B |
| CORSA II 1.7 Tdi Y1.7DTL                           |       | RUEDA | 22 | 22 | 80   |     |    | JHC04110B |
| CORSA WAGON 1.0 / 1.6 (S/ ABS)                     | 94-03 | RUEDA | 22 | 22 | 80   | EXT |    | JHC04110B |
| IPANEMA 1.8 / 2.0                                  | 89-97 | RUEDA | 33 | 25 | 90   |     |    | JHC04101B |
| KADETT 1.8 / 2.0                                   | 89-98 | RUEDA | 33 | 25 | 90   |     |    | JHC04101B |

|  |  | LADO  | CANT. ESTRÍAS |      | Ø COPA mm. | SE-GU-RO | DIEN-TES ABS |  |
|---|---|-------|---------------|------|------------|----------|--------------|---|
|   |   |       | EXT.          | INT. |            |          |              |   |
| MERIVA 1.8 8V / 16V con y sin ABS   | 02->  | RUEDA | 22            | 23   | 82         |          | 29           | JHC04118B   |
| MERIVA 1.8 8V / 16V con y sin ABS   | 02->  | CAJA  | 22            | 23   | 78         |          |              | JDC04306B   |
| MONTANA 1.4 8V con y sin ABS  | 07-13   | CAJA  | 22            | 23   | 78         |          |              | JDC04306B   |
| MONTANA 1.8 8V con y sin ABS  | 03-12   | CAJA  | 22            | 23   | 78         |          |              | JDC04306B   |
| MONZA 1.6 / 1.8 / 96  | <-96  | RUEDA | 33            | 25   | 90         |          |              | JHC04101B   |
| MONZA 2.0 (Manual / Automático)   | 82-96   | RUEDA | 33            | 25   | 90         |          |              | JHC04101B   |
| ONIX 1.4 8V MT  | 13->  | RUEDA | 25            | 22   | 51         | SI       |              | JHC04112B   |
| PRISMA 1.0 / 1.4 8V FLEX (S/ ABS)   | 07->  | RUEDA | 22            | 28   | 81         | EXT      |              | JHC04119B   |
| PRISMA 1.4  | 07-12   | RUEDA | 22            | 28   | 81         |          |              | JHC04119B   |
| PRISMA 1.4  | 07-12   | CAJA  | 22            | 28   | 86         |          |              | JDC04301B   |
| PRISMA 1.4 8V MT  | 13->  | RUEDA | 25            | 22   | 51         | SI       |              | JHC04112B   |
| VECTRA 1.8 / 2.0 (S/ ABS)   | 94-96   | RUEDA | 33            | 25   | 90         |          |              | JHC04101B   |
| VECTRA 2.0 / 2.2  | 97-06   | RUEDA | 33            | 25   | 89         |          |              | JHC04117B   |
| ZAFIRA 2.0 8V / 16V   | 02->  | RUEDA | 33            | 25   | 89         | INT      |              | JHC04115B   |
| ZAFIRA 2.0 8V / 16V   | 02->  | RUEDA | 33            | 25   | 89         | INT      |              | JHC04115B   |




## CITROËN

|  |       |       |    |    |     |     |     |           |
|--|-------|-------|----|----|-----|-----|-----|-----------|
| BERLINGO 1.4I (TU3JP) (KFX)                        | 05->  | RUEDA | 25 | 34 | 86  |     | 48  | JHC01790B |
| C3 1.4I (TU3JP) (KFV)                              | 03->  | RUEDA | 21 | 21 | 79  |     |     | JHC03480B |
| C4 1.6 16V (YU5JP4) (NFU) / 2.0 16V (EW10J4) (RFN) | 07->  | RUEDA | 25 | 34 | 86  |     |     | JHC06080B |
| C4 2.0 HDI (DW10 BTED4)                            | 07->  | RUEDA | 25 | 39 | 100 |     |     | JHC03190B |
| JUMPER (RODADO 15") con ABS                        | 98->  | RUEDA | 28 | 39 | 99  |     | 54  | JHC03119B |
| JUMPER (RODADO 16")                                | 98->  | RUEDA | 35 | 45 | 82  | INT | 54T | JHC03120B |
| JUMPER 2.8 HDI (8140.43S) con ABS                  | 05->  | RUEDA | 28 | 39 | 99  |     | 54  | JHC03840B |
| XSARA 1.6 16V (TU5JP4) (NFU) con ABS               | 03-05 | RUEDA | 25 | 34 | 86  |     | 48  | JHC01790B |
| XSARA 1.8 16V (TU7JP/L3) (LFZ)                     | 98-02 | RUEDA | 25 | 23 | 90  |     |     | JHC00050B |
| XSARA 1.9D (DW8/L3) (WJZ)                          | 98-01 | RUEDA | 25 | 23 | 90  |     |     | JHC00050B |
| ZX 1.8 (XU7JP) (LFZ)                               | 93-96 | RUEDA | 25 | 23 | 90  |     |     | JHC00050B |
| ZX 1.9D (XUD9A) (D9B)                              | 93-99 | RUEDA | 25 | 23 | 90  |     |     | JHC00050B |

## DAEWOO




|                            |       |       |    |    |    |  |  |           |
|----------------------------|-------|-------|----|----|----|--|--|-----------|
| ESPERO 2.0 / LANOS 1.6 16V | 97->  | RUEDA | 33 | 29 | 83 |  |  | JHC02510B |
| LANOS 1.5I                 | 97-01 | RUEDA | 22 | 29 | 86 |  |  | JHC02100B |






|                                     |  |  | LADO  | CANT. ESTRÍAS |      | Ø COPA mm. | SE-GURO | DIEN-TES ABS |  |
|-------------------------------------|---|---|-------|---------------|------|------------|---------|--------------|---|
|                                     |   |   |       | EXT.          | INT. |            |         |              |   |
| MATIZ 0.8 / SENSONIC (F8CV) con ABS |   |   | RUEDA | 23            | 19   | 1,5        |         | 40           | JHC01100B   |
| NUBIRA 2.0 16V                      |   |   | RUEDA | 33            | 29   | 83         |         |              | JHC02510B   |
| TICO 0.8 (H800)                     |   |   | RUEDA | 24            | 22   | 71,5       | INT     |              | JHC03010B   |

## FIAT




|   |       |       |    |    |       |     |     |           |
|---|-------|-------|----|----|-------|-----|-----|-----------|
| 147 1.3   | <-84  | RUEDA | 20 | 20 | 81    | INT |     | JHC03102B |
| 147 1.3   | 84-86 | RUEDA | 20 | 20 | 81    | INT |     | JHC03102B |
| ARGO 1.3 DRIVE  | 17->  | RUEDA | 22 | 22 | 47    | SI  |     | JHC03110B |
| CRONOS 1.3 / 1.3 DRIVE GSR                              | 18->  | RUEDA | 22 | 22 | 47    | SI  |     | JHC03110B |
| DOBLO 1.4 8V sin ABS                                    | 05-12 | RUEDA | 22 | 22 | 106   | MED |     | JHC03128B |
| DOBLO 1.8 sin ABS                                       | 02-10 | CAJA  |    | 25 | 92    |     |     | JDC03303B |
| DOBLO 1.8 8V sin ABS                                    | 02-10 | RUEDA | 25 | 24 | 84.5  | MED |     | JHC03127B |
| DOBLO ADVENTURE 1.8 16V Etorq c/ y s/ ABS               | 11->  | CAJA  |    | 25 | 100   |     |     | JDC03304B |
| BRAVA 1.6 sin ABS                                       | 99-02 | RUEDA | 25 | 22 | 83    | EXT |     | JHC03121B |
| DUCATO - 29 DIENTES                                     | 08->  | RUEDA | 35 | 29 | 98.3  | INT | 54T | JHC03129B |
| DUCATO - RODADO 15" - 27 DIENTES                        | 08->  | RUEDA | 28 | 27 | 91    | INT | 54T | JHC03130B |
| DUCATO (RODADO 16") con y sin ABS                       | 98-08 | RUEDA | 35 | 45 | 82    | INT | 54T | JHC03120B |
| DUCATO 1.9 D (149B1000) con ABS                         | 92-01 | RUEDA | 28 | 39 | 99    |     | 54  | JHC03840B |
| DUCATO 2.5 D (8140.67) con ABS                          | 96-98 | RUEDA | 28 | 39 | 99    |     | 54  | JHC03840B |
| DUNA 1.6  | 86-96 | RUEDA | 22 | 20 | 81    | INT |     | JHC03103B |
| FIORINO   | 94->  | RUEDA | 22 | 20 | 115.5 | EXT |     | JHC03116B |
| FIORINO 1.3 / 1.5                                       | 84-93 | RUEDA | 22 | 20 | 81    | INT |     | JHC03103B |
| FIORINO 1.4 8V  | 11->  | RUEDA | 22 | 22 | 47    | SI  |     | JHC03110B |
| GRAND SIENA 1.4 8V                                      | 12->  | RUEDA | 22 | 22 | 47    | SI  |     | JHC03110B |
| IDEA 1.4 (350 A1000)                                    | 04->  | RUEDA | 22 | 21 | 75    |     |     | JHC08120B |
| IDEA 1.4 8V Fire - S/ ABC                               | 03-14 | RUEDA | 21 | 21 | 76    | MED |     | JHC03106B |
| IDEA 1.8  | 02-09 | RUEDA | 25 | 24 | 84.5  | MED |     | JHC03127B |
| IDEA 1.8 8V   | 06-10 | CAJA  |    | 25 | 92    |     |     | JDC03303B |
| IDEA ADVENTURE 1.6 / 1.8 16V Etorq c/ y s/ ABS          | 11->  | CAJA  |    | 25 | 100   |     |     | JDC03304B |
| IDEA ADVENTURE 1.6/1.8 16V Etorq c/ys/ ABC (C/ eje GKN) | 11->  | RUEDA | 27 | 25 | 88    | MED |     | JHC03104B |
| LINEA 1.9 - C/ y S/ ABC                                 | 08-13 | RUEDA | 25 | 24 | 86    | MED |     | JHC03105B |
| MAREA 1.6   | 06->  | CAJA  |    | 25 | 100   |     |     | JDC03302B |
| MAREA 1.6 sin ABS                                       | 06-09 | RUEDA | 25 | 22 | 83    | EXT |     | JHC03121B |

|  |  |  | LADO  | CANT. ESTRÍAS |      | Ø COPA mm. | SE-GU-RO | DIEN-TES ABS |  |
|--|---|---|-------|---------------|------|------------|----------|--------------|---|
|  |   |   |       | EXT.          | INT. |            |          |              |   |
| MAREA 1.8 16V / WEEKEND                                      |   | 98-04   | CAJA  |               | 25   | 100        |          |              | JDC03302B   |
| MOBI   |   | 16->  | RUEDA | 22            | 21   | 47         | SI       |              | JHC03108B   |
| PALIO 1.0 - 1.3 / WEEKEND 1.0 s/ ABS                         |   | 96-00   | RUEDA | 22            | 20   | 80         | INT      |              | JHC03117B   |
| PALIO 1.3 8V / 16V FIRE / WEEKEND                            |   | 01-14   | RUEDA | 22            | 20   | 82         |          |              | JHC03123B   |
| PALIO 1.4  |   | 12->  | RUEDA | 22            | 22   | 47         | SI       |              | JHC03110B   |
| PALIO 1.4 8V FIRE ELX / ATTRACTIVE FASE 3 Y 4                |   |   | RUEDA | 22            | 28   | 47         | SI       |              | JHC03131B   |
| PALIO 1.4 8V - FIRE ECONOMY - FASE 2                         |   | 09->  | RUEDA | 22            | 28   | 47         | SI       |              | JHC03131B   |
| PALIO 1.4 8V / WEEKEND s/ABS                                 |   | 05-10   | RUEDA | 22            | 22   | 106        | MED      |              | JHC03128B   |
| PALIO 1.5 / 1.6 / WEEKEND                                    |   | 96-00   | RUEDA | 22            | 22   | 80         | INT      |              | JHC03113B   |
| PALIO ADVENTURE 1.6 / 1.8 16V Etorq C/ y S/ ABC (C/ eje GKN) |   | 11->  | RUEDA | 27            | 25   | 88         | MED      |              | JHC03104B   |
| PALIO 1.8 8V   |   | 02-10   | RUEDA | 25            | 24   | 84.5       | MED      |              | JHC03127B   |
| PALIO 1.8 8V   |   | 02-10   | CAJA  |               | 25   | 92         |          |              | JDC03303B   |
| PALIO WEEKEND1.4   |   | 06 - 08   | RUEDA | 22            | 28   | 51         | SI       |              | JHC03115B   |
| PALIO WEEKEND 1.4 8V TREKKING / ATTRACTIVE ELX - FASE 3      |   | 09 ->   | RUEDA | 22            | 28   | 47         | SI       |              | JHC03131B   |
| PALIO WEEKEND 1.8 8V   |   | 03-10   | RUEDA | 25            | 24   | 84.5       | MED      |              | JHC03127B   |
| PALIO WEEKEND 1.8 8V   |   | 03-10   | CAJA  |               | 25   | 92         |          |              | JDC03303B   |
| PALIO WEEKEND 1.8 16V Etorq c/ y s/ ABS                      |   | 11->  | CAJA  |               | 25   | 100        |          |              | JDC03304B   |
| PUNTO 1.4  |   | 08->  | RUEDA | 22            | 28   | 51         | SI       |              | JHC03115B   |
| PUNTO II   |   | 08->  | RUEDA | 22            | 21   | 75         |          |              | JHC08120B   |
| PUNTO HLX 1.8 - C/ y S/ ABC                                  |   | 08-13   | RUEDA | 25            | 24   | 86         | MED      |              | JHC03105B   |
| SIENA 1.3 8V / 16V FIRE                                      |   | 01-14   | RUEDA | 22            | 20   | 82         |          |              | JHC03123B   |
| SIENA 1.4 8V sin ABS   |   | 05-14   | RUEDA | 22            | 22   | 106        | MED      |              | JHC03128B   |
| SIENA 1.4 8V - FIRE ELX / ATTRACTIVE / EL - FASE 2           |   | 07-13   | RUEDA | 22            | 28   | 47         | SI       |              | JHC03131B   |
| SIENA 1.4 8V - FIRE ELX / ATTRACTIVE / EL - FASE 3 Y 4       |   | 08-12   | RUEDA | 22            | 28   | 47         | SI       |              | JHC03131B   |
| SIENA 1.5 / 1.6  |   | 97-00   | RUEDA | 22            | 22   | 80         | INT      |              | JHC03113B   |
| SIENA 1.8 8V   |   | 02-10   | RUEDA | 25            | 24   | 84.5       | MED      |              | JHC03127B   |
| SIENA 1.8 8V   |   | 02-10   | CAJA  |               | 25   | 92         |          |              | JDC03303B   |
| SPAZIO 1.3   |   | 83-84   | RUEDA | 20            | 20   | 81         | INT      |              | JHC03102B   |
| STILO  |   |   | RUEDA | 22            | 21   | 75         |          |              | JHC08120B   |
| STILO 1.8  |   | 02-06   | CAJA  |               | 25   | 100        |          |              | JDC03302B   |
| STILO 1.8  |   | 02-06   | RUEDA | 25            | 24   | 85         |          |              | JHC03125B   |

|   |  |  | LADO  | CANT. ESTRÍAS |      | Ø COPA mm. | SE-GU-RO | DIEN-TES ABS |  |
|---|---|---|-------|---------------|------|------------|----------|--------------|---|
|   |   |   |       | EXT.          | INT. |            |          |              |   |
| STRADA 1.3 - 8 E 16V  |   | 01-06   | RUEDA | 22            | 22   | 84.5       | EXT      |              | JHC03122B   |
| STRADA 1.4 8V sin ABS                                       |   | 05-10   | RUEDA | 22            | 22   | 106        | MED      |              | JHC03128B   |
| STRADA 1.4 8V TREKKING / WORK - FASE 4                      |   | 09->  | RUEDA | 22            | 28   | 47         | SI       |              | JHC03131B   |
| STRADA 1.8 8V   |   | 02-10   | RUEDA | 25            | 24   | 84.5       | MED      |              | JHC03127B   |
| STRADA 1.8 8V   |   | 02-10   | CAJA  |               | 25   | 92         |          |              | JDC03303B   |
| STRADA ADVENTURE 1.6 / 1.8 16V Etorq                        |   | 11->  | CAJA  |               | 25   | 100        |          |              | JDC03304B   |
| STRADA ADVENTURE 1.6/1.8 16V Etorq c/ y s/ ABC (C/ eje GKN) |   | 11->  | RUEDA | 27            | 25   | 88         | MED      |              | JHC03104B   |
| TEMPRA 2.0 8V / 16V   |   | 92-99   | RUEDA | 25            | 25   | 90         |          |              | JHC03111B   |
| TEMPRA 2.0 8V / 16V   |   | 92-99   | CAJA  |               | 25   | 100        |          |              | JDC03301B   |
| TIPO 1.6 I  |   | 92-97   | RUEDA | 22            | 20   | 80         |          |              | JHC03112B   |
| TIPO 2.0I   |   | 92-97   | RUEDA | 25            | 25   | 90         |          |              | JHC03111B   |
| TIPO 2.0I   |   | 92-97   | CAJA  |               | 25   | 100        |          |              | JDC03301B   |
| UNO 1.3   |   | 84-85   | RUEDA | 20            | 20   | 81         | INT      |              | JHC03102B   |
| UNO 1.3 / 1.6 - R   |   | 85-96   | RUEDA | 22            | 20   | 81         | INT      |              | JHC03103B   |
| UNO 1.4   |   | 10->  | RUEDA | 22            | 22   | 47         | SI       |              | JHC03110B   |
| UNO 1.5 / R   |   | 84-96   | RUEDA | 22            | 20   | 81         | INT      |              | JHC03103B   |
| UNO FIRE  |   | 96->  | RUEDA | 22            | 20   | 80         | INT      |              | JHC03117B   |

## FORD

|                                 |       |       |    |    |      |     |  |           |
|---------------------------------|-------|-------|----|----|------|-----|--|-----------|
| COURIER 1.3 (ENDURA)            | 97-99 | RUEDA | 25 | 20 | 72   |     |  | JHC08110B |
| COURIER 1.4                     | 97->  | RUEDA | 25 | 22 | 81   | INT |  | JHC08128B |
| COURIER 1.6 (ZETEC)             | 99->  | RUEDA | 25 | 21 | 75   |     |  | JHC08111B |
| ECOSPORT 1.0 / 1.6              | 02-06 | RUEDA | 25 | 21 | 75   |     |  | JHC08111B |
| ESCORT 1.6 (MOTOR AE)           | 83-92 | RUEDA | 23 | 22 | 72.5 | EXT |  | JHC08102B |
| ESCORT 1.6 / 1.8 ( MOTOR ZETEC) | 97-03 | RUEDA | 25 | 22 | 81   | INT |  | JHC08128B |
| ESCORT 1.8                      | 89-92 | RUEDA | 23 | 30 | 81   | EXT |  | JHC08103B |
| ESCORT 1.8                      | 89-92 | RUEDA | 25 | 30 | 90   | EXT |  | JHC08106B |
| ESCORT 1.8 (AUDI 327 UD)        | 96-98 | RUEDA | 25 | 22 | 82,5 |     |  | JHC02890B |
| ESCORT 1.8 AP (USC)             | 94-96 | RUEDA | 25 | 22 | 82,5 |     |  | JHC02890B |
| ESCORT 1.8 D ENDURA (RTF/RTH)   | 95-02 | RUEDA | 25 | 22 | 82,5 |     |  | JHC02890B |
| ESCORT 1.8 XR3 (AUDI 327 UD)    | 95-97 | RUEDA | 25 | 22 | 82,5 |     |  | JHC02890B |
| FIESTA 1.3                      | 96-98 | RUEDA | 25 | 20 | 72   |     |  | JHC08110B |
| FIESTA 1.4 - 1.8                | 96->  | RUEDA | 25 | 22 | 81   | INT |  | JHC08128B |

|   |  |  | LADO  | CANT. ESTRÍAS |      | Ø COPA mm. | SE-GU-RO | DIEN-TES ABS |  |
|---|---|---|-------|---------------|------|------------|----------|--------------|---|
|   |   |   |       | EXT.          | INT. |            |          |              |   |
| FIESTA 1.6  |   | 02-14   | RUEDA | 25            | 21   | 75         |          |              | JHC08111B   |
| FIESTA 1.6 (MOTOR ZETEC ROCAM)                      |   | 99-06   | RUEDA | 25            | 21   | 75         |          |              | JHC08111B   |
| FIESTA V 1.8D (ENDURA) RTC/RTD                      |   | 98-03   | RUEDA | 25            | 23   | 83         |          |              | JHC08080B   |
| FOCUS 1.8 TDI (LYNXC9DC)                            |   | 02->  | RUEDA | 25            | 23   | 83         |          |              | JHC08080B   |
| KA 1.0 (MOTOR ZETEC ROCAM)                          |   | 00-14   | RUEDA | 25            | 20   | 87         | MED      |              | JHC08109B   |
| KA 1.0 - 1.3  |   | 96-99   | RUEDA | 25            | 20   | 72         |          |              | JHC08110B   |
| KA 1.6 (MOTOR ZETEC ROCAM)                          |   | 01-12   | RUEDA | 25            | 21   | 75         |          |              | JHC08111B   |
| MONDEO 2.5 V6 24V GUIA / L (DURATEC) (CJBA) con ABS |   | 91-01   | RUEDA | 27            | 30   | 82         |          | 44           | JHC01130B   |
| MONDEO I 2.5 24V (SEA) con ABS                      |   | 97-01   | RUEDA | 27            | 25   | 87         |          | 44           | JHC08060B   |
| MONDEO II 2.0 16V (DURATEC HE) (CJBA/B) con ABS     |   | 05-07   | RUEDA | 27            | 30   | 82         |          | 44           | JHC01130B   |
| MONDEO II 2.0 STTDCI DURATORQ (FMBA)                |   | 04-07   | RUEDA | 27            | 26   | 91         |          |              | JHC03880B   |
| MONDEO II 2.5 V6 24V DURATEC (SEA)                  |   | 05-06   | RUEDA | 27            | 26   | 91         |          |              | JHC03880B   |
| MONDEO II 2.5 V6 24V GHIA DURATEC (LCBD)            |   | 01-04   | RUEDA | 27            | 26   | 91         |          |              | JHC03880B   |
| ORION 1.6 GLAP 1.8 (LPA/LP1)                        |   | 93-98   | RUEDA | 25            | 22   | 82,5       |          |              | JHC02890B   |
| ORION 1.8I (AUDI 327 UD)                            |   | 94-97   | RUEDA | 25            | 22   | 82,5       |          |              | JHC02890B   |

## HONDA

|  |       |       |    |    |    |     |    |           |
|--|-------|-------|----|----|----|-----|----|-----------|
| ACCORD 2.0 (F20A5)                       | 90-93 | RUEDA | 28 | 32 | 97 |     |    | JHC09194B |
| ACCORD 2.0 (F20A5) con ABS               | 90-93 | RUEDA | 28 | 32 | 97 |     | 50 | JHC01914B |
| ACCORD 2.0 (F20B3)                       | 93-96 | RUEDA | 28 | 32 | 97 |     |    | JHC09194B |
| ACCORD 2.0 (F20B3) con ABS               | 93-96 | RUEDA | 28 | 32 | 97 |     | 50 | JHC01914B |
| ACCORD 2.2 (F22B1) (SOCH CAT VTEC)       | 93-99 | RUEDA | 28 | 32 | 97 |     |    | JHC09194B |
| ACCORD 2.2 (F22B1) (SOCH CAT VTEC) c/ABS | 93-99 | RUEDA | 28 | 32 | 97 |     | 50 | JHC01914B |
| ACCORD 2.2 (F22B1) (SOHC)                | 93-98 | RUEDA | 28 | 32 | 97 |     |    | JHC09194B |
| ACCORD 2.2 (F22B1) (SOHC) con ABS        | 93-98 | RUEDA | 28 | 32 | 97 |     | 50 | JHC01914B |
| ACCORD 2.2 (F22B5)                       | 93-97 | RUEDA | 28 | 32 | 97 |     |    | JHC09194B |
| ACCORD 2.2 (F22B5) con ABS               | 93-97 | RUEDA | 28 | 32 | 97 |     | 50 | JHC01914B |
| ACCORD 2.2 (F22Z2)                       | 96-98 | RUEDA | 28 | 32 | 97 |     |    | JHC09194B |
| ACCORD 2.2 (F22Z2) con ABS               | 96-98 | RUEDA | 28 | 32 | 97 |     | 50 | JHC01914B |
| CITY 1.5 16V                             | 09-14 | RUEDA | 26 | 22 | 82 | INT |    | JHC10105B |
| CIVIC 1.6 con ABS                        | 97-00 | RUEDA | 26 | 32 | 89 |     | 50 | JHC10102B |
| CIVIC 1.7 (D17A9/D17Z1) con ABS          | 01-04 | RUEDA | 26 | 32 | 89 |     | 50 | JHC01184B |

|  |  |  | LADO  | CANT. ESTRÍAS |      | Ø COPA mm. | SE-GU-RO | DIEN-TES ABS |  |
|--|---|---|-------|---------------|------|------------|----------|--------------|---|
|  |   |   |       | EXT.          | INT. |            |          |              |   |
| CIVIC 8° Generacion Con y Sin ABS - Transm. Automatica |   | 06-11   | RUEDA | 26            | 22   | 58         | SI       |              | JHC10104B   |
| FIT 1.4  |   | 04-10   | RUEDA | 26            | 22   |            | MED      |              | JHC10103B   |
| FIT 1.4 8V / 1.5 16V                                   |   | 09-14   | RUEDA | 26            | 22   | 82         | INT      |              | JHC10105B   |

## HYUNDAI

|                                   |       |       |    |    |      |  |    |           |
|-----------------------------------|-------|-------|----|----|------|--|----|-----------|
| ATOS 1.0 (G4HC) con ABS           | 98-09 | RUEDA | 25 | 19 | 71,5 |  | 38 | JHC01080B |
| ELANTRA II 1.5 12V                | 95-02 | RUEDA | 25 | 30 | 83   |  |    | JHC01720B |
| ELANTRA II 1.6 16V - 1.6l con ABS | 95-06 | RUEDA | 25 | 25 | 89,5 |  | 44 | JHC04000B |

## MERCEDES BENZ

|              |       |       |    |    |    |     |     |           |
|--------------|-------|-------|----|----|----|-----|-----|-----------|
| CLASSE A 1.6 | 99-05 | RUEDA | 24 | 28 | 80 | INT | 48W | JHC02101B |
|--------------|-------|-------|----|----|----|-----|-----|-----------|

## PEUGEOT

|   |       |       |    |    |    |  |    |           |
|---|-------|-------|----|----|----|--|----|-----------|
| 205 1.8 D (XUD7) (161)  | 92-00 | RUEDA | 25 | 23 | 90 |  |    | JHC00050B |
| 206 1.4 8V  | 04-10 | RUEDA | 21 | 22 | 99 |  | 48 | JHC17103B |
| 206 1.4 16V   | 05-09 | RUEDA | 21 | 22 | 99 |  | 48 | JHC17103B |
| 206 1.4i (TU3JP) (KFW) con ABS                                | 01->  | RUEDA | 21 | 22 | 79 |  | 48 | JHC08124B |
| 206 1.6 8V (TU5JP) (NZF) con ABS                              | 99-03 | RUEDA | 21 | 22 | 79 |  | 48 | JHC08124B |
| 206 2.0 16V (EW10J4) (RFN) / 2.0 HDI (DW10TD) (RHI) - con ABS | 01-09 | RUEDA | 25 | 34 | 90 |  | 48 | JHC08930B |
| 206 2.0 GTI (EW10J4) (RFR) / 2.0 GTI 180 CV (EW10J4S) con ABS | 03-06 | RUEDA | 25 | 34 | 90 |  | 48 | JHC08930B |
| 206 2.0 RC (EW10J4S) con ABS                                  | 05-06 | RUEDA | 25 | 34 | 90 |  | 48 | JHC08930B |
| 306 1.9 D (DW8/LW3) (WJZ)                                     | 99-03 | RUEDA | 25 | 23 | 90 |  |    | JHC00050B |
| 306 2.0 (XU10J2CL/Z) (RXF)                                    | 95-97 | RUEDA | 25 | 23 | 90 |  |    | JHC00050B |
| 306 2.0 (XU10J2CL/Z) (RXF) con ABS                            | 95-97 | RUEDA | 25 | 34 | 90 |  | 29 | JHC08820B |
| 306 2.0 (XU10J4R/L3) (RFV) con ABS                            | 97-02 | RUEDA | 25 | 34 | 90 |  | 29 | JHC08820B |
| 306 2.0 16V (XU10J4RS/L3) (RFS) c/ ABS                        | 97-99 | RUEDA | 25 | 34 | 90 |  | 29 | JHC08820B |
| 306 2.0 XU10J4R/L3 (RFV)                                      | 97-02 | RUEDA | 25 | 23 | 90 |  |    | JHC00050B |
| 307 1.6 16V (110CV) (TU5JP4) (NFU)                            | 01->  | RUEDA | 25 | 34 | 86 |  |    | JHC06080B |
| 307 2.0 (137CV) (138CV) (EW10A)                               | 05-09 | RUEDA | 25 | 34 | 86 |  |    | JHC06080B |
| 307 2.0 (143CV) (EW10A) / 2.0 (180CV) (EW10J4S)               | 05->  | RUEDA | 25 | 34 | 86 |  |    | JHC06080B |
| 307 2.0 (EW10J4) (RFN)  | 01-07 | RUEDA | 25 | 34 | 86 |  |    | JHC06080B |

|  |  | LADO  | CANT. ESTRÍAS |      | Ø COPA mm. | SE-GU-RO | DIEN-TES ABS |  |
|---|---|-------|---------------|------|------------|----------|--------------|---|
|   |   |       | EXT.          | INT. |            |          |              |   |
| 307 2.0 HDI (90CV) (DW10TD) (RHY)   | 06-10   | RUEDA | 25            | 39   | 100        |          |              | JHC03190B   |
| 307 2.0 HDI (DW10TD) (RHY)  | 01-07   | RUEDA | 25            | 39   | 100        |          |              | JHC03190B   |
| 307 HDI (110CV) (DW10TED)   | 06->  | RUEDA | 25            | 39   | 100        |          |              | JHC03190B   |
| 405 1.6 (XU5JP) (BFZ) / 1.9 (XU9JAZ) (DKZ)  | 92-97   | RUEDA | 25            | 34   | 90         | EXT      |              | JHC01240B   |
| 405 1.9 (XU92C) (D2H) / 2.0 (XU10J2C) (RFX)                                       | 91-97   | RUEDA | 25            | 34   | 90         | EXT      |              | JHC01240B   |
| 405 1.9 (XUD9A/L) (D9B)   | 92-98   | RUEDA | 25            | 34   | 90         | EXT      |              | JHC01240B   |
| 405 1.9 SRD (XUD9A) (D9B)   | 91-97   | RUEDA | 25            | 23   | 90         |          |              | JHC00050B   |
| 405 1.9 SRD (XUD9A) (D9B) / 2.0 (XU10J2C) (RFX) c/ABS                             | 91-97   | RUEDA | 25            | 34   | 90         |          | 29           | JHC08820B   |
| 405 2.0 (XU10J4Z) (RFT)   | 93-95   | RUEDA | 25            | 23   | 90         |          |              | JHC00050B   |
| 405 2.0 16V (XU104Z) (RFT) con ABS  | 93-95   | RUEDA | 25            | 34   | 90         |          | 29           | JHC08820B   |
| 405 2.0 16V (XU10J4/L/Z) (RFT)  | 91-95   | RUEDA | 25            | 23   | 90         |          |              | JHC00050B   |
| 405 2.0 16V (XU10J4/L/Z) (RFT) c/ ABS   | 91-94   | RUEDA | 25            | 34   | 90         |          | 29           | JHC08820B   |
| 406 2.0 HDI (DWATD) (RHZ) con ABS   | 00-04   | RUEDA | 25            | 39   | 100        |          | 48           | JHC09310B   |
| 406 2.2 (EW12J4) (3FZ) con ABS  | 01-04   | RUEDA | 25            | 39   | 100        |          | 48           | JHC09310B   |
| 406 3.0 V6 (ES9J4) (XFZ) con ABS  | 98-04   | RUEDA | 25            | 39   | 00         |          | 48           | JHC09310B   |
| BOXER 2.5 D (DJ5T9A) con ABS  | 98-01   | RUEDA | 28            | 39   | 99         |          | 54           | JHC03840B   |
| BOXER 2.8 HDI (8140,43S) con ABS  | 06-10   | RUEDA | 28            | 39   | 99         |          | 54           | JHC03840B   |
| BOXER (RODADO 16") con y sin ABS  | 98-08   | RUEDA | 35            | 45   | 82         | INT      | 54T          | JHC03120B   |
| PARTNER 1.9 D (DW8/DJY)   | 98->  | RUEDA | 25            | 23   | 90         |          |              | JHC00050B   |
| PARTNER 1.9 D (XUD9)  | 98-01   | RUEDA | 25            | 23   | 90         |          |              | JHC00050B   |

## RENAULT

|  |       |       |    |    |      |     |  |           |
|--|-------|-------|----|----|------|-----|--|-----------|
| 4 0.8 (B1B-07)                                 | 76-85 | RUEDA | 20 | 30 | 80,5 | EXT |  | JHC02610B |
| 4 1.1 (C1E-718)                                | 81-90 | RUEDA | 20 | 30 | 80,5 | EXT |  | JHC02610B |
| 4 1.0 (C1C-708)                                | 86-90 | RUEDA | 20 | 30 | 80,5 | EXT |  | JHC02610B |
| 6 1.3 (M-1300)                                 | 83-86 | RUEDA | 20 | 30 | 80,5 | EXT |  | JHC02610B |
| 9 1.6 (C2L-700)                                | 89-94 | RUEDA | 21 | 30 | 81   | EXT |  | JHC02609B |
| 9 1.6 (C2L-790)                                | 94-97 | RUEDA | 21 | 30 | 81   | EXT |  | JHC02609B |
| 11 1.6 (C2L-710)                               | 87-95 | RUEDA | 21 | 30 | 81   | EXT |  | JHC02609B |
| 11 1.6 (C2L-790)                               | 94-95 | RUEDA | 21 | 30 | 81   | EXT |  | JHC02609B |
| 11 1.6 (C2L)                                   | 90-93 | RUEDA | 21 | 30 | 81   | EXT |  | JHC02609B |
| 12 1.4 (M-1400) / 1.6 (C2L-710) Caja de Cuarta | 89-95 | RUEDA | 20 | 30 | 80,5 | EXT |  | JHC02610B |
| 12 1.4 (M-1400) / 1.6 (C2L-710) Caja de Quinta | 89-95 | RUEDA | 20 | 30 | 80,5 | INT |  | JHC02611B |

|  |  | LADO  | CANT. ESTRÍAS |      | Ø COPA mm. | SE-GU-RO | DIEN-TES ABS |  |
|---|---|-------|---------------|------|------------|----------|--------------|---|
|   |   |       | EXT.          | INT. |            |          |              |   |
| 19 1.6i (C3L-794)   | 93-01   | RUEDA | 21            | 25   | 90         | EXT      |              | JHC02630B   |
| DUSTER 1.6 c/ABS Direccion Mecanica   | 11-16   | RUEDA | 25            | 33   | 90         | INT      |              | JHC18106B   |
| CLIO 1.6i (C3L-794)   | 91-00   | RUEDA | 21            | 25   | 90         | EXT      |              | JHC02630B   |
| CLIO 1.6i (21 DIENTES) con ABS  | 01-06   | RUEDA | 21            | 21   | 75         |          | 26           | JHC18104B   |
| EXPRESS 1.6 16V (K4M-706)   | 96-01   | RUEDA | 21            | 25   | 90         | EXT      |              | JHC02630B   |
| LAGUNA 2.2D (G8T-752) / 2.0 (F3R-728/N7Q-710) c/ABS                               | 96-98   | RUEDA | 23            | 25   | 89,5       |          | 44           | JHC05874B   |
| LAGUNA 2.0 (F3R-722) con ABS  | 94-99   | RUEDA | 23            | 25   | 89,5       |          | 44           | JHC05874B   |
| LAGUNA 2.0 T (N7Q)  | 03-09   | RUEDA | 27            | 32   | 88         |          |              | JHC08494B   |
| LAGUNA 3.0 V6 24V (L7X-731) con ABS   | 03-09   | RUEDA | 23            | 25   | 89,5       |          | 44           | JHC05874B   |
| TRAFIC - 25 DIENTES   | 91->  | RUEDA | 25            | 27   | 81         | INT      |              | JHC04108B   |

## SEAT



|                        |       |       |    |    |    |  |  |           |
|------------------------|-------|-------|----|----|----|--|--|-----------|
| LEON 1.8 20V T (AUQ)   | 03-05 | RUEDA | 36 | 27 | 98 |  |  | JHC05088B |
| LEON 1.9 TDI (ASV/ALH) | 01-05 | RUEDA | 36 | 27 | 98 |  |  | JHC05088B |

## TOYOTA




|                             |       |       |    |    |      |    |    |           |
|-----------------------------|-------|-------|----|----|------|----|----|-----------|
| COROLLA 1.6 (4A-F) con ABS  | 92-98 | RUEDA | 26 | 23 | 82   |    | 48 | JHC07084B |
| COROLLA 1.6 (4A-FE) con ABS | 92-99 | RUEDA | 26 | 23 | 82   |    | 48 | JHC07084B |
| COROLLA 2.0 (D 2C) con ABS  | 90-94 | RUEDA | 26 | 23 | 82   |    | 48 | JHC07084B |
| HILUX SRV TURBO DIESEL      | 06->  | RUEDA | 30 | 29 | 72.5 | NO |    | JHC22002B |
| HILUX SW4 3.0 TURBO DIESEL  | 05->  | RUEDA | 30 | 29 | 72.5 | NO |    | JHC22002B |
| RAV 4 2.0 (3S-FE) con ABS   | 94-00 | RUEDA | 26 | 24 | 86   |    | 48 | JHC05084B |

## VOLKSWAGEN

|                                 |       |       |    |    |     |     |  |           |
|---------------------------------|-------|-------|----|----|-----|-----|--|-----------|
| BORA 2.0                        | 00-04 | RUEDA | 36 | 30 | 90  |     |  | JHC01111B |
| CROSSFOX 1.6 8V                 | 05-13 | RUEDA | 36 | 30 | 90  | INT |  | JHC01106B |
| CROSSFOX 1.6 8V sin ABS         | 05-13 | RUEDA | 22 | 30 | 89  | INT |  | JHC01109B |
| CROSSFOX 1.6 8V con y sin ABS   | 05-13 | CAJA  |    | 33 | 100 |     |  | JDC01325B |
| FOX 1.6 8V                      | 04-13 | CAJA  |    | 33 | 100 |     |  | JDC01325B |
| FOX 1.6 8V                      | 04-13 | RUEDA | 22 | 24 | 86  | INT |  | JHC01107B |
| FOX 1.6 8V sin ABS              | 03-15 | RUEDA | 22 | 30 | 89  | INT |  | JHC01109B |
| GOL 1.0 MI 8V / 16V / POWER 16V | 97-12 | CAJA  | 32 | 28 | 94  |     |  | JDC01324B |
| GOL 1.0 MI 8V / 16V / POWER 16V | 97-12 | RUEDA | 22 | 30 | 81  | INT |  | JHC01105B |

|  |  | LADO  | CANT. ESTRÍAS |      | Ø COPA mm. | SE-GU-RO   | DIEN-TES ABS |  |
|--|---|-------|---------------|------|------------|------------|--------------|---|
|  |   |       | EXT.          | INT. |            |            |              |   |
| GOL 1.0 MI 8V / 16V / POWER 16V              | 97-12   | RUEDA | 22            | 28   | 81         | COMBI-NADO |              | JHC01112B   |
| GOL 1.6 / 1.8 / 2.0 / COUNTRY                |   | CAJA  |               | 33   | 94         |            |              | JDC01304B   |
| GOL 2.0 8V                                   | 88-94   | RUEDA | 22            | 30   | 81         | INT        |              | JHC01105B   |
| GOL 2.0 8V (S/ ABS)                          | 94->  | RUEDA | 22            | 30   | 90         | EXT        |              | JHC01103B   |
| GOL COUNTRY 2.0 8V                           | 96->  | RUEDA | 22            | 30   | 90         | EXT        |              | JHC01103B   |
| GOL COUNTRY 2.0 8V                           | 88-95   | RUEDA | 22            | 30   | 81         | INT        |              | JHC01105B   |
| GOL 5ª GENERACION 1.6 8V                     | 09-13   | CAJA  |               | 33   | 100        |            |              | JDC01325B   |
| GOL 5ª GENERACION 1.6 8V                     | 09-13   | RUEDA | 22            | 24   | 86         | INT        |              | JHC01107B   |
| GOLF 1.6 / 2.0 8V                            |   | CAJA  |               | 33   | 100        |            |              | JDC01312B   |
| GOLF 1.6 / 2.0 8V con y sin ABS              | 99-05   | CAJA  |               | 33   | 100        |            |              | JDC01325B   |
| GOLF 1.8 8V / 2.0 8V / 2.0 GTI               | 99-05   | RUEDA | 36            | 30   | 90         |            |              | JHC01111B   |
| GOLF 1.8 8V / 2.0 8V / 2.0 GTI I             | 94-98   | RUEDA | 22            | 30   | 90         | EXT        |              | JHC01134B   |
| GOLF 1.9 TDI (AGR)                           | 99->  | RUEDA | 36            | 30   | 81         |            |              | JHC05408B   |
| GOLF 2.8 V6 (BDE)                            | 03-04   | RUEDA | 36            | 30   | 81         |            |              | JHC05408B   |
| PARATI MI 16V                                | 97-12   | CAJA  | 32            | 28   | 94         |            |              | JDC01324B   |
| PASSAT 1.8 T (AWT) / 1.9 TDI (AWX/AVF) c/ABS | 01-05   | RUEDA | 38            | 27   | 98         |            | 45           | JHC08014B   |
| PASSAT 2.0 (FSI BVZ)                         | 06-10   | RUEDA | 36            | 30   | 90         | INT        |              | JHC07188B   |
| PASSAT 2.8 V6 (BBGACK-APR) c/ ABS            | 98-01   | RUEDA | 38            | 27   | 98         |            | 45           | JHC08014B   |
| PASSAT 2.8 VR6 (ACK) con ABS                 | 95-98   | RUEDA | 38            | 27   | 98         |            | 45           | JHC08014B   |
| PASSAT 1.8 (ADR/APT/ARG) con ABS             | 94-01   | RUEDA | 33            | 30   | 89         |            | 45           | JHC05114B   |
| PASSAT 1.8 T (AMB) / 1.8 T (APU) c/ ABS      | 98-01   | RUEDA | 33            | 30   | 89         |            | 45           | JHC05114B   |
| POINTER 1.6 AE                               | 93-93   | RUEDA | 25            | 30   | 82.5       | INT        |              | JHC08115B   |
| POINTER 1.8                                  | 93-96   | CAJA  |               | 33   | 100        |            |              | JDC01309B   |
| POLO 1.6 / 2.0 8V                            |   | CAJA  |               | 33   | 100        |            |              | JDC01312B   |
| POLO 1.6 / 2.0 8V con ABS                    | 03-13   | RUEDA | 36            | 30   | 90         | INT        |              | JHC01106B   |
| POLO 2.0 8V sin ABS                          | 03-04   | RUEDA | 22            | 30   | 89         | INT        |              | JHC01109B   |
| POLO CLASSIC I                               | 97-02   | RUEDA | 22            | 30   | 90         | EXT        |              | JHC01134B   |
| POLO SEDAN 1.6 / 2.0 8V con ABS              | 03-13   | CAJA  |               | 33   | 100        |            |              | JDC01325B   |
| POLO SEDAN 1.6 / 2.0 8V con ABS              | 03-13   | RUEDA | 36            | 30   | 90         | INT        |              | JHC01106B   |
| POLO SEDAN 1.6 / 2.0 8V sin ABS              | 03->  | RUEDA | 22            | 30   | 89         | INT        |              | JHC01109B   |
| QUANTUM 1.8 / 2.0                            | <-92  | CAJA  |               | 33   | 94         |            |              | JDC01304B   |
| QUANTUM 1.8 / 2.0                            | 86-92   | RUEDA | 22            | 30   | 81         | INT        |              | JHC01105B   |
| QUANTUM 1.8 / 2.0                            | 92-02   | RUEDA | 22            | 30   | 90         | EXT        |              | JHC01103B   |









|  |  | LADO  | CANT. ESTRÍAS |      | Ø COPA mm. | SE-GU-RO | DIEN-TES ABS |  |
|---|---|-------|---------------|------|------------|----------|--------------|---|
|   |   |       | EXT.          | INT. |            |          |              |   |
| QUANTUM 1.8 / 2.0 c/ y s/ ABS - Man. y Automatic.                                 | 96-02   | CAJA  |               | 33   | 100        |          |              | JDC01311B   |
| QUANTUM 1.8 / 2.0 Caja Manual   | 86-92   | RUEDA | 22            | 30   | 81         | INT      |              | JHC01105B   |
| SANTANA 1.8 / 2.0   | <-92  | CAJA  |               | 33   | 94         |          |              | JDC01304B   |
| SANTANA 1.8 / 2.0   | 92-06   | RUEDA | 22            | 30   | 90         | EXT      |              | JHC01103B   |
| SANTANA 1.8 / 2.0 c/ y s/ ABS - Man. y Automat.                                   | 96-06   | CAJA  |               | 33   | 100        |          |              | JDC01311B   |
| SANTANA 1.8 / 2.0 Caja Manual   | 84-92   | RUEDA | 22            | 30   | 81         | INT      |              | JHC01105B   |
| SAVEIRO 1.6 / 1.8 / 2.0   | 87-95   | CAJA  |               | 33   | 94         |          |              | JDC01304B   |
| SAVEIRO 1.6 / 1.8 / 2.0   | 87-95   | RUEDA | 22            | 30   | 81         | INT      |              | JHC01105B   |
| SAVEIRO 5°GENERACION 1.6  | 09-13   | RUEDA | 22            | 24   | 86         | INT      |              | JHC01107B   |
| SHARAN 1.8T / 1.9TDI con ABS  | 01->  | RUEDA | 38            | 27   | 98         |          | 48           | JHC08600B   |
| SURAN 1.6 8V  | 06-13   | CAJA  |               | 33   | 100        |          |              | JDC01325B   |
| SURAN 1.6 8V  | 06-13   | RUEDA | 36            | 30   | 90         | INT      |              | JHC01106B   |
| SURAN 1.6 8V sin ABS  | 07->  | RUEDA | 22            | 30   | 89         | INT      |              | JHC01109B   |
| TRANSPORTER IV 1.9 D-TD (1X,ABL/ 2.4 D AAB)                                       | 90->  | RUEDA | 38            | 33   | 98         |          |              | JHC01800B   |
| TRANSPORTER IV 1.9 D-TD (1X,ABL/ 2.4 D AAB/ 2.5 DTI ACV / AJT / AUF / AYC / AYY)  | 96-04   | RUEDA | 38            | 27   | 98         |          |              | JHC08200B   |
| TRANSPORTER V 1.9 TDI (AXB,AXC)   | 08->  | RUEDA | 38            | 27   | 100        |          |              | JHC08240B   |
| VOYAGE 5°GENERACION 1.6   | 08-15   | RUEDA | 22            | 24   | 86         | INT      |              | JHC01107B   |








**JUNTAS HOMOCINÉTICAS**  
**Aplicaciones por Código**





|  |  |  |  | LADO | CANT. ESTRIAS |      | Ø COPA mm. | SE-GU-RO | DIEN-TES ABS |
|--|---|--|--|------|---------------|------|------------|----------|--------------|
|  |   |  |  |      | EXT.          | INT. |            |          |              |
| <b>JDC01304B</b>   | VW  | GOL 1.6 / 1.8 / 2.0 / COUNTRY                |  | CAJA | 33            | 94   |            |          |              |
|  |   | QUANTUM 1.8 / 2.0                            | <-92   |      |               |      |            |          |              |
|  |   | SANTANA 1.8 / 2.0                            | <-92   |      |               |      |            |          |              |
|  |   | SAVEIRO 1.6 / 1.8 / 2.0                      | 87-95  |      |               |      |            |          |              |
| <b>JDC01309B</b>   | VW  | POINTER 1.8                                  | 93-96  | CAJA | 33            | 100  |            |          |              |
| <b>JDC01311B</b>   | VW  | QUANTUM 1.8 / 2.0 c/ y s/ ABS Man. y Autom.  | 96-02  | CAJA | 33            | 100  |            |          |              |
|  |   | SANTANA 1.8 / 2.0 c/ y s/ ABS Man. y Autom.  | 96-06  |      |               |      |            |          |              |
| <b>JDC01312B</b>   | VW  | GOLF 1.6 / 2.0 8V                            |  | CAJA | 33            | 100  |            |          |              |
|  |   | POLO 1.6 / 2.0 8V                            |  |      |               |      |            |          |              |
| <b>JDC01324B</b>   | VW  | GOL 1.0 MI 8V / 16V / POWER 16V              | 97-12  | CAJA | 32            | 28   | 94         |          |              |
|  |   | PARATI MI 16V                                | 97-12  |      |               |      |            |          |              |
| <b>JDC01325B</b>   | VW  | CROSSFOX 1.6 8V con y sin ABS                | 05-13  | CAJA | 33            | 100  |            |          |              |
|  |   | FOX 1.6 8V                                   | 04-13  |      |               |      |            |          |              |
|  |   | GOL 5° GENERACION 1.6 8V                     | 09-13  |      |               |      |            |          |              |
|  |   | GOLF 1.6 / 2.0 8V con y sin ABS              | 99-05  |      |               |      |            |          |              |
|  |   | POLO SEDAN 1.6 / 2.0 8V con ABS              | 03-13  |      |               |      |            |          |              |
|  |   | SURAN 1.6 8V                                 | 06-13  |      |               |      |            |          |              |
| <b>JDC03301B</b>   | FIAT  | TEMPRA 2.0 8V / 16V                          | 92-99  | CAJA | 25            | 100  |            |          |              |
|  |   | TIPO 2.0I                                    | 92-97  |      |               |      |            |          |              |
| <b>JDC03302B</b>   | FIAT  | MAREA 1.6                                    | 06->   | CAJA | 25            | 100  |            |          |              |
|  |   | MAREA 1.8 16V / WEEKEND                      | 98-04  |      |               |      |            |          |              |
|  |   | STILO 1.8                                    | 02-06  |      |               |      |            |          |              |
| <b>JDC03303B</b>   | FIAT  | DOBLO 1.8 sin ABS                            | 02-10  | CAJA | 25            | 92   |            |          |              |
|  |   | IDEA 1.8 8V                                  | 06-10  |      |               |      |            |          |              |
|  |   | PALIO 1.8 8V                                 | 02-10  |      |               |      |            |          |              |
|  |   | PALIO WEEKEND 1.8 8V                         | 03-10  |      |               |      |            |          |              |
|  |   | SIENA 1.8 8V                                 | 02-10  |      |               |      |            |          |              |
|  |   | STRADA 1.8 8V                                | 02-10  |      |               |      |            |          |              |
| <b>JDC03304B</b>   | FIAT  | DOBLO ADVENTURE 1.8 16V Etorq c/ y s/ ABS    | 11->   | CAJA | 25            | 100  |            |          |              |
|  |   | IDEA ADVENTURE 1.6/1.8 16V Etorq c/ y s/ ABS | 11->   |      |               |      |            |          |              |
|  |   | PALIO WEEKEND 1.8 16V Etorq c/ y s/ ABS      | 11->   |      |               |      |            |          |              |
|  |   | STRADA ADVENTURE 1.6 / 1.8 16V Etorq         | 11->   |      |               |      |            |          |              |
| <b>JDC04301B</b>   | CHEVROLET   | AGILE 1.4 con y sin ABS                      | 09-14  | CAJA | 22            | 28   | 86         |          |              |
|  |   | CELTA 1.0                                    | 00-12  |      |               |      |            |          |              |




|  |  |                                     |  | LADO  | CANT. ESTRIAS |      | Ø COPA mm. | SE-GU-RO | DIEN-TES ABS |
|---|---|-------------------------------------|---|-------|---------------|------|------------|----------|--------------|
|   |   |                                     |   |       | EXT.          | INT. |            |          |              |
| <b>JDC04301B</b>  | CHEVROLET   | CELTA 1.4                           | 04-12   | CAJA  | 22            | 28   | 86         |          |              |
|   |   | CORSA 1.0 / 1.4 / 1.6 / PICK UP 1.6 | 94-12   |       |               |      |            |          |              |
|   |   | PRISMA 1.4                          | 07-12   |       |               |      |            |          |              |
| <b>JDC04303B</b>  | CHEVROLET   | CORSA 1.0 / 1.4 / 1.6 / PICK UP 1.6 | 94-12   | CAJA  | 22            | 22   | 85,7       |          |              |
| <b>JDC04305B</b>  | CHEVROLET   | ASTRA 1.8 / 2.0 8V sin ABS          | 99-12   | CAJA  | 22            | 25   | 92         |          |              |
| <b>JDC04306B</b>  | CHEVROLET   | CORSA SEDAN 1.8 8V con y sin ABS    | 02-12   | CAJA  | 22            | 23   | 78         |          |              |
|   |   | MERIVA 1.8 8V / 16V con y sin ABS   | 02->  |       |               |      |            |          |              |
|   |   | MONTANA 1.4 8V con y sin ABS        | 07-13   |       |               |      |            |          |              |
|   |   | MONTANA 1.8 8V con y sin ABS        | 03-12   |       |               |      |            |          |              |
| <b>JHC00050B</b>  | CITROËN   | XSARA 1.8 16V (TU7JP/L3) (LFZ)      | 98-02   | RUEDA | 25            | 23   | 90         |          |              |
|   |   | XSARA 1.9D (DW8/L3) (WJZ)           | 98-01   |       |               |      |            |          |              |
|   |   | ZX 1.8 (XU7JP) (LFZ)                | 93-96   |       |               |      |            |          |              |
|   |   | ZX 1.9D (XUD9A) (D9B)               | 93-99   |       |               |      |            |          |              |
|   | PEUGEOT   | 205 1.8 D (XUD7) (161)              | 92-00   |       |               |      |            |          |              |
|   |   | 306 1.9 D (DW8/LW3) (WJZ)           | 99-03   |       |               |      |            |          |              |
|   |   | 306 2.0 (XU10J2CL/Z) (RXF)          | 95-97   |       |               |      |            |          |              |
|   |   | 306 2.0 XU10J4R/L3 (RFV)            | 97-02   |       |               |      |            |          |              |
|   |   | 405 1.9 SRD (XUD9A) (D9B)           | 91-97   |       |               |      |            |          |              |
|   |   | 405 2.0 (XU10J4Z) (RFT)             | 93-95   |       |               |      |            |          |              |
| 405 2.0 16V (XU10J4/L/Z) (RFT)  | 91-95   |                                     |   |       |               |      |            |          |              |
| PARTNER 1.9 D (DW8/DJY)   | 98->  |                                     |   |       |               |      |            |          |              |
| PARTNER 1.9 D (XUD9)  | 98-01   |                                     |   |       |               |      |            |          |              |
| <b>JHC01080B</b>  | HYUNDAI   | ATOS 1.0 (G4HC) con ABS             | 98-09   | RUEDA | 25            | 19   | 71,5       |          | 38           |
| <b>JHC01100B</b>  | DAEWOO  | MATIZ 0.8 / SENSONIC (F8CV) con ABS | 99-02   | RUEDA | 23            | 19   | 71,5       |          | 40           |
| <b>JHC01103B</b>  | VW  | GOL 2.0 8V (S/ ABS)                 | 94->  | RUEDA | 22            | 30   | 90         | EXT      |              |
|   |   | GOL COUNTRY 2.0 8V                  | 96->  |       |               |      |            |          |              |
|   |   | QUANTUM 1.8 / 2.0                   | 92-02   |       |               |      |            |          |              |
|   |   | SANTANA 1.8 / 2.0                   | 92-06   |       |               |      |            |          |              |
| <b>JHC01105B</b>  | VW  | GOL 1.0 MI 8V / 16V / POWER 16V     | 97-12   | RUEDA | 22            | 30   | 81         | INT      |              |
|   |   | GOL 2.0 8V                          | 88-94   |       |               |      |            |          |              |
|   |   | GOL COUNTRY 2.0 8V                  | 88-95   |       |               |      |            |          |              |
|   |   | QUANTUM 1.8 / 2.0                   | 86-92   |       |               |      |            |          |              |
|   |   | QUANTUM 1.8 / 2.0 Caja Manual       | 86-92   |       |               |      |            |          |              |



| cofap     |  |   |  | LADO  | CANT. ESTRIAS |      | Ø COPA mm. | SE-GU-RO    | DIEN-TES ABS |
|-----------|---|---|--|-------|---------------|------|------------|-------------|--------------|
|           |   |   |  |       | EXT.          | INT. |            |             |              |
| JHC01105B | VW  | SANTANA 1.8 / 2.0 Caja Manual                       | 84-92  | RUEDA | 22            | 30   | 81         | INT         |              |
|           |   | SAVEIRO 1.6 / 1.8 / 2.0                             | 87-95  |       |               |      |            |             |              |
| JHC01106B | VW  | CROSSFOX 1.6 8V                                     | 05-13  | RUEDA | 36            | 30   | 90         | INT         |              |
|           |   | POLO 1.6 / 2.0 8V con ABS                           | 03-13  |       |               |      |            |             |              |
|           |   | POLO SEDAN 1.6 / 2.0 8V con ABS                     | 03-13  |       |               |      |            |             |              |
|           |   | SURAN 1.6 8V  | 06-13  |       |               |      |            |             |              |
| JHC01107B | VW  | FOX 1.6 8V  | 04-13  | RUEDA | 22            | 24   | 86         | INT         |              |
|           |   | GOL 5°GENERACION 1.6 8V                             | 09-13  |       |               |      |            |             |              |
|           |   | SAVEIRO 5°GENERACION 1.6                            | 09-13  |       |               |      |            |             |              |
|           |   | VOYAGE 5°GENERACION 1.6                             | 08-15  |       |               |      |            |             |              |
| JHC01109B | VW  | CROSSFOX 1.6 8V sin ABS                             | 05-13  | RUEDA | 22            | 30   | 89         | INT         |              |
|           |   | FOX 1.6 8V sin ABS                                  | 03-15  |       |               |      |            |             |              |
|           |   | POLO 2.0 8V sin ABS                                 | 03-04  |       |               |      |            |             |              |
|           |   | POLO SEDAN 1.6 / 2.0 8V sin ABS                     | 03->   |       |               |      |            |             |              |
|           |   | SURAN 1.6 8V sin ABS                                | 07->   |       |               |      |            |             |              |
| JHC01111B | AUDI  | A3 1.6 (C/Y)  | 99->   | RUEDA | 36            | 30   | 90         |             |              |
|           | VW  | BORA 2.0  | 00-04  |       |               |      |            |             |              |
|           |   | GOLF 1.8 8V / 2.0 8V / 2.0 GTI                      | 99-05  |       |               |      |            |             |              |
| JHC01112B | VW  | GOL 1.0 MI 8V / 16V / POWER 16V                     | 97-12  | RUEDA | 22            | 28   | 81         | COM-BINA-DO |              |
| JHC01130B | FORD  | MONDEO 2.5 V6 24V GUIA / L (DURATEC) (CJBA) con ABS | 91-01  | RUEDA | 27            | 30   | 82         |             | 44           |
|           |   | MONDEO II 2.0 16V (DURATEC HE) (CJBA/B) con ABS     | 05-07  |       |               |      |            |             |              |
| JHC01134B | VW  | GOLF 1.8 8V / 2.0 8V / 2.0 GTI I                    | 94-98  | RUEDA | 22            | 30   | 90         | EXT         |              |
|           |   | POLO CLASSIC I                                      | 97-02  |       |               |      |            |             |              |
| JHC01184B | HONDA   | CIVIC 1.7 (D17A9/D17Z1) con ABS                     | 01-04  | RUEDA | 26            | 32   | 89         |             | 50           |
| JHC01240B | PEUGEOT   | 405 1.6 (XU5JP) (BFZ)/ 1.9 (XU9JAZ) (DKZ)           | 92-97  | RUEDA | 25            | 34   | 90         | EXT         |              |
|           |   | 405 1.9 (XU92C) (D2H)/ 2.0 (XU10J2C) (RFX)          | 91-97  |       |               |      |            |             |              |
|           |   | 405 1.9 (XUD9A/L) (D9B)                             | 92-98  |       |               |      |            |             |              |
| JHC01720B | HYUNDAI   | ELANTRA II 1.5 12V                                  | 95-02  | RUEDA | 25            | 30   | 83         |             |              |
| JHC01784B | AUDI  | A4 1.8T (AEB) con ABS                               | 97-01  | RUEDA | 38            | 33   | 88         |             | 45           |
|           |   | A4 1.8T (APU/ANB) con ABS                           | 98-01  |       |               |      |            |             |              |
|           |   | A4 1.8T (AWT) con ABS                               | 01-10  |       |               |      |            |             |              |




|  |  |  |  | LADO  | CANT. ESTRIAS |      | Ø COPA mm. | SE-GU-RO | DIEN-TES ABS |
|---|---|--|---|-------|---------------|------|------------|----------|--------------|
|   |   |  |   |       | EXT.          | INT. |            |          |              |
| <b>JHC01790B</b>  | CITROËN   | BERLINGO 1.4I (TU3JP) (KFX)                    | 05->  | RUEDA | 25            | 34   | 86         |          | 48           |
|   |   | XSARA 1.6 16V (TU5JP4) (NFU) c/ABS             | 03-05   |       |               |      |            |          |              |
| <b>JHC01800B</b>  | VW  | TRANSPORTER IV 1.9 D-TD (1X, ABL / 2.4 D AAB)  | 90->  | RUEDA | 38            | 33   | 98         |          |              |
| <b>JHC01914B</b>  | HONDA   | ACCORD 2.0 (F20A5) con ABS                     | 90-93   | RUEDA | 28            | 32   | 97         |          | 50           |
|   |   | ACCORD 2.0 (F20B3) con ABS                     | 93-96   |       |               |      |            |          |              |
|   |   | ACCORD 2.2 (F22B1)(SOCH CAT VTEC) c/ABS        | 93-99   |       |               |      |            |          |              |
|   |   | ACCORD 2.2 (F22B1) (SOHC) con ABS              | 93-98   |       |               |      |            |          |              |
|   |   | ACCORD 2.2 (F22B5) con ABS                     | 93-97   |       |               |      |            |          |              |
|   |   | ACCORD 2.2 (F22Z2) con ABS                     | 96-98   |       |               |      |            |          |              |
| <b>JHC02100B</b>  | DAEWOO  | LANOS 1.5I                                     | 97-01   | RUEDA | 22            | 29   | 86         |          |              |
| <b>JHC02101B</b>  | MMBB  | CLASSE A 1.6                                   | 99-05   | RUEDA | 24            | 28   | 80         | INT      | 48W          |
| <b>JHC02510B</b>  | DAEWOO  | ESPERO 2.0 / LANOS 1.6 16V                     | 97->  | RUEDA | 33            | 29   | 83         |          |              |
|   |   | NUBIRA 2.0 16V                                 | 01-06   |       |               |      |            |          |              |
| <b>JHC02609B</b>  | RENAULT   | 11 1.6 (C2L)                                   | 90-93   | RUEDA | 21            | 30   | 81         | EXT      |              |
|   |   | 11 1.6 (C2L-710)                               | 87-95   |       |               |      |            |          |              |
|   |   | 11 1.6 (C2L-790)                               | 94-95   |       |               |      |            |          |              |
|   |   | 9 1.6 (C2L-700)                                | 89-94   |       |               |      |            |          |              |
|   |   | 9 1.6 (C2L-790)                                | 94-97   |       |               |      |            |          |              |
| <b>JHC02610B</b>  | RENAULT   | 12 1.4 (M-1400) / 1.6 (C2L-710) Cj. de Cuarta  | 89-95   | RUEDA | 20            | 30   | 80,5       | EXT      |              |
|   |   | 4 0.8 (B1B-07)                                 | 76-85   |       |               |      |            |          |              |
|   |   | 4 1.0 (C1C-708)                                | 86-90   |       |               |      |            |          |              |
|   |   | 4 1.1 (C1E-718)                                | 81-90   |       |               |      |            |          |              |
|   |   | 6 1.3 (M-1300)                                 | 83-86   |       |               |      |            |          |              |
| <b>JHC02611B</b>  | RENAULT   | 12 1.4 (M-1400) / 1.6 (C2L-710) Caja de Quinta | 89-95   | RUEDA | 20            | 30   | 80,5       | INT      |              |
| <b>JHC02630B</b>  | RENAULT   | 19 1.6i (C3L-794)                              | 93-01   | RUEDA | 21            | 25   | 90         | EXT      |              |
|   |   | CLIO 1.6i (C3L-794)                            | 91-00   |       |               |      |            |          |              |
|   |   | EXPRESS 1.6 16V (K4M-706)                      | 96-01   |       |               |      |            |          |              |
| <b>JHC02804B</b>  | AUDI  | A3 2.0 TDI (BKD)                               | 05-08   | RUEDA | 36            | 27   | 98         |          |              |
| <b>JHC02890B</b>  | FORD  | ESCORT 1.8 (AUDI 327 UD)                       | 96-98   | RUEDA | 25            | 22   | 82,5       |          |              |
|   |   | ESCORT 1.8 AP (USC)                            | 94-96   |       |               |      |            |          |              |
|   |   | ESCORT 1.8 D ENDURA (RTF/RTH)                  | 95-02   |       |               |      |            |          |              |
|   |   | ESCORT 1.8 XR3 (AUDI 327 UD)                   | 95-97   |       |               |      |            |          |              |




| cofap     |  |   |  | LADO  | CANT. ESTRÍAS |      | Ø COPA mm. | SE-GU-RO | DIEN-TES ABS |
|-----------|---|---|--|-------|---------------|------|------------|----------|--------------|
|           |   |   |  |       | EXT.          | INT. |            |          |              |
| JHC02890B | FORD  | ORION 1.6 GLAP 1.8 (LPA/LP1)                                    | 93-98  | RUEDA | 25            | 22   | 82,5       |          |              |
|           |   | ORION 1.8I (AUDI 327 UD)  | 94-97  |       |               |      |            |          |              |
| JHC03010B | DAEWOO  | TICO 0.8 (H800)   | 95-97  | RUEDA | 24            | 22   | 71,5       | INT      |              |
| JHC03102B | FIAT  | 147 1.3   | <-84   | RUEDA | 20            | 20   | 81         | INT      |              |
|           |   | 147 1.3   | 84-86  |       |               |      |            |          |              |
|           |   | SPAZIO 1.3  | 83-84  |       |               |      |            |          |              |
|           |   | UNO 1.3   | 84-85  |       |               |      |            |          |              |
| JHC03103B | FIAT  | DUNA 1.6  | 86-96  | RUEDA | 22            | 20   | 81         | INT      |              |
|           |   | FIORINO 1.3 / 1.5   | 84-93  |       |               |      |            |          |              |
|           |   | UNO 1.3 / 1.6 - R   | 85-96  |       |               |      |            |          |              |
|           |   | UNO 1.5 / R   | 84-96  |       |               |      |            |          |              |
| JHC03104B | FIAT  | IDEA ADVENTURE 1.6 / 1.8 16V - Etorq C/ y S/ ABC (C/ eje GKN)   | 11->   | RUEDA | 27            | 25   | 88         | MED      |              |
|           |   | PALIO ADVENTURE 1.6 / 1.8 16V - Etorq C/ y S/ ABC (C/ eje GKN)  | 11->   |       |               |      |            |          |              |
|           |   | STRADA ADVENTURE 1.6 / 1.8 16V - Etorq C/ y S/ ABC (C/ eje GKN) | 11->   |       |               |      |            |          |              |
| JHC03105B | FIAT  | LINEA 1.9 - C/ y S/ ABC   | 08-13  | RUEDA | 25            | 24   | 86         | MED      |              |
|           |   | PUNTO HLX 1.8 - C/ y S/ ABC                                     | 08- 3  |       |               |      |            |          |              |
| JHC03106B | FIAT  | IDEA 1.4 8V Fire - S/ ABC                                       | 03-14  | RUEDA | 21            | 21   | 76         | MED      |              |
| JHC03108B | FIAT  | MOBI  | 16->   | RUEDA | 22            | 21   | 47         | SI       |              |
| JHC03110B | FIAT  | ARGO 1.3 DRIVE  | 17->   | RUEDA | 22            | 22   | 47         | SI       |              |
|           |   | CRONOS 1.3 / 1.3 DRIVE GSR                                      | 18->   |       |               |      |            |          |              |
|           |   | FIORINO 1.4 8V  | 11->   |       |               |      |            |          |              |
|           |   | GRAND SIENA 1.4 8V  | 12->   |       |               |      |            |          |              |
|           |   | PALIO 1.4   | 12->   |       |               |      |            |          |              |
|           |   | UNO 1.4   | 10->   |       |               |      |            |          |              |
| JHC03111B | A. ROMEO  | 155 2.0 (TSAR67201, AR67202)                                    | 92-99  | RUEDA | 25            | 25   | 90         |          |              |
|           | FIAT  | TEMPRA 2.0 8V / 16V   | 92-99  |       |               |      |            |          |              |
|           |   | TIPO 2.0I   | 92-97  |       |               |      |            |          |              |
| JHC03112B | FIAT  | TIPO 1.6 I  | 92-97  | RUEDA | 22            | 20   | 80         |          |              |
| JHC03113B | FIAT  | PALIO 1.5 / 1.6 / WEEKEND                                       | 96-00  | RUEDA | 22            | 22   | 80         | INT      |              |
|           |   | SIENA 1.5 / 1.6   | 97-00  |       |               |      |            |          |              |
| JHC03115B | FIAT  | PALIO WEEKEND 1.4   | 06-08  | RUEDA | 22            | 28   | 51         | SI       |              |
|           |   | PUNTO 1.4   | 08->   |       |               |      |            |          |              |








|  |  |  |  | LADO  | CANT. ESTRIAS |      | Ø COPA mm. | SE- GU- RO | DIEN- TES ABS |
|---|---|--|---|-------|---------------|------|------------|------------|---------------|
|   |   |  |   |       | EXT.          | INT. |            |            |               |
| <b>JHC03116B</b>  | FIAT  | FIORINO  | 94->  | RUEDA | 22            | 20   | 115.5      | EXT        |               |
| <b>JHC03117B</b>  | FIAT  | PALIO 1.0 - 1.3 / WEEKEND 1.0 s/ ABS                   | 96-00   | RUEDA | 22            | 20   | 80         | INT        |               |
|   |   | UNO FIRE   | 96->  |       |               |      |            |            |               |
| <b>JHC03119B</b>  | CITROËN   | JUMPER (RODADO 15") con ABS                            | 98->  | RUEDA | 28            | 39   | 99         |            | 54            |
| <b>JHC03120B</b>  | CITROËN   | JUMPER (RODADO 16")                                    | 98->  | RUEDA | 35            | 45   | 82         | INT        | 54T           |
|   | FIAT  | DUCATO (RODADO 16") con y sin ABS                      | 98-08   |       |               |      |            |            |               |
|   | PEUGEOT   | BOXER (RODADO 16") con y sin ABS                       | 98-08   |       |               |      |            |            |               |
| <b>JHC03121B</b>  | FIAT  | BRAVA 1.6 sin ABS                                      | 99-02   | RUEDA | 25            | 22   | 83         | EXT        |               |
|   |   | MAREA 1.6 sin ABS                                      | 06-09   |       |               |      |            |            |               |
| <b>JHC03122B</b>  | FIAT  | STRADA 1.3 - 8 E 16V                                   | 01-06   | RUEDA | 22            | 22   | 84.5       | EXT        |               |
| <b>JHC03123B</b>  | FIAT  | PALIO 1.3 8V / 16V FIRE / WEEKEND                      | 01-14   | RUEDA | 22            | 20   | 82         |            |               |
|   |   | SIENA / 1.3 8V / 16V FIRE                              | 01-14   |       |               |      |            |            |               |
| <b>JHC03125B</b>  | FIAT  | STILO 1.8  | 02-06   | RUEDA | 25            | 24   | 85         |            |               |
| <b>JHC03127B</b>  | FIAT  | DOBLO 1.8 8V sin ABS                                   | 02-10   | RUEDA | 25            | 24   | 84,5       | MED        |               |
|   |   | IDEA 1.8   |   |       |               |      |            |            |               |
|   |   | PALIO 1.8 8V   |   |       |               |      |            |            |               |
|   |   | PALIO WEEKEND 1.8 8V                                   |   |       |               |      |            |            |               |
|   |   | SIENA 1.8 8V   |   |       |               |      |            |            |               |
|   |   | STRADA 1.8 8V  |   |       |               |      |            |            |               |
| <b>JHC03128B</b>  | FIAT  | DOBLO 1.4 8V sin ABS                                   | 05-12   | RUEDA | 22            | 22   | 106        | MED        |               |
|   |   | PALIO 1.4 8V / WEEKEND s/ABS                           |   |       |               |      |            |            |               |
|   |   | SIENA 1.4 8V sin ABS                                   |   |       |               |      |            |            |               |
|   |   | STRADA 1.4 8V sin ABS                                  |   |       |               |      |            |            |               |
| <b>JHC03129B</b>  | FIAT  | DUCATO - 29 DIENTES                                    | 08->  | RUEDA | 35            | 29   | 98.3       | INT        | 54T           |
| <b>JHC03130B</b>  | FIAT  | DUCATO - RODADO 15" - 27 DIENTES                       | 08->  | RUEDA | 28            | 27   | 91         | INT        | 54T           |
| <b>JHC03131B</b>  | FIAT  | PALIO 1,4 8V FIRE ELX/ATTRACTIVE FASE 3 Y 4            | 09->  | RUEDA | 22            | 28   | 47         | SI         |               |
|   |   | PALIO 1.4 8V - FIRE ECONOMY - FASE 2                   |   |       |               |      |            |            |               |
|   |   | PALIO WEEKEND 1.4 8V TREKKING/ ATTRACTIVE ELX - FASE 3 |   |       |               |      |            |            |               |
|   |   | SIENA 1.4 8V - FIRE ELX/ ATTRACTIVE / EL - FASE 2      |   |       |               |      |            |            |               |
|   |   | SIENA1.4 8V - FIRE ELX/ ATTRACTIVE / EL - FASE 3 Y 4   |   |       |               |      |            |            |               |
|   |   | STRADA 1.4 8V TREKKING / WORK - FASE 4                 |   |       |               |      |            |            |               |

| cofap                            |  |   |  | LADO  | CANT. ESTRIAS |      | Ø COPA mm. | SE- GU- RO | DIEN- TES ABS |
|----------------------------------|---|---|--|-------|---------------|------|------------|------------|---------------|
|                                  |   |   |  |       | EXT.          | INT. |            |            |               |
| <b>JHC03190B</b>                 | CITROËN   | C4 2.0 HDI (DW10 BTED4)                           | 07->   | RUEDA | 25            | 39   | 100        |            |               |
|                                  | PEUGEOT   | 307 2.0 HDI (90CV) (DW10TD) (RHY)                 | 06-10  |       |               |      |            |            |               |
|                                  |   | 307 2.0 HDI (DW10TD) (RHY)                        | 01-07  |       |               |      |            |            |               |
|                                  |   | 307 HDI (110CV) (DW10TED)                         | 06->   |       |               |      |            |            |               |
| <b>JHC03480B</b>                 | CITROËN   | C3 1.4I (TU3JP) (KFV)                             | 03->   | RUEDA | 21            | 21   | 79         |            |               |
| <b>JHC03840B</b>                 | CITROËN   | JUMPER 2.8 HDI (8140.43S) con ABS                 | 05->   | RUEDA | 28            | 39   | 99         |            | 54            |
|                                  | FIAT  | DUCATO 1.9 D (149B1000) con ABS                   | 92-01  |       |               |      |            |            |               |
|                                  |   | DUCATO 2.5 D (8140.67) con ABS                    | 96-98  |       |               |      |            |            |               |
|                                  | PEUGEOT   | BOXER 2.5 D (DJ5T9A) con ABS                      | 98-01  |       |               |      |            |            |               |
| BOXER 2.8 HDI (8140,43S) con ABS |   | 06-10   |  |       |               |      |            |            |               |
| <b>JHC03880B</b>                 | FORD  | MONDEO II 2.0 STTDCI DURATORQ (FMBA)              | 04-07  | RUEDA | 27            | 26   | 91         |            |               |
|                                  |   | MONDEO II 2.5 V6 24V DURATEC (SEA)                | 05-06  |       |               |      |            |            |               |
|                                  |   | MONDEO II 2.5 V6 24V GHIA DURATEC (LCBD)          | 01-04  |       |               |      |            |            |               |
| <b>JHC04000B</b>                 | HYUNDAI   | ELANTRA II 1.6 16V - 1.6I con ABS                 | 95-06  | RUEDA | 25            | 25   | 89,5       |            | 44            |
| <b>JHC04101B</b>                 | CHEVROLET   | IPANEMA 1.8 / 2.0                                 | 89-97  | RUEDA | 33            | 25   | 90         |            |               |
|                                  |   | KADETT 1.8 / 2.0                                  | 89-98  |       |               |      |            |            |               |
|                                  |   | MONZA 1.6 / 1.8 / 96                              | <-96   |       |               |      |            |            |               |
| <b>JHC04101B</b>                 | CHEVROLET   | MONZA 2.0 (Manual / Automático)                   | 82-96  | RUEDA | 33            | 25   | 90         |            |               |
|                                  |   | VECTRA 1.8 / 2.0 (S/ ABS)                         | 94-96  |       |               |      |            |            |               |
| <b>JHC04104B</b>                 | CHEVROLET   | AGILE 1.4 con y sin ABS                           | 09-14  | RUEDA | 22            | 21   | 75,5       | INT        | 48            |
| <b>JHC04106B</b>                 | CHEVROLET   | CORSA 1.0 / 1.4 / 1.6 / PICK UP 1.6               | 94-12  | RUEDA | 22            | 28   | 80         |            |               |
| <b>JHC04108B</b>                 | RENAULT   | TRAFIC - 25 DIENTES                               | 91->   | RUEDA | 25            | 27   | 81         | INT        |               |
| <b>JHC04110B</b>                 | CHEVROLET   | CORSA 1.0/1.4/1.6 (S/ ABS)                        | 94-03  | RUEDA | 22            | 22   | 80         | EXT        |               |
|                                  |   | CORSA 1.6 VHC (S/ ABS)                            | 04-07  |       |               |      |            |            |               |
|                                  |   | CORSA CLASSIC 1.0 (S/ ABS)                        | 04-07  |       |               |      |            |            |               |
|                                  |   | CORSA Classic 1.7D Isuzu BX17D (4EE1)             | 02-05  |       |               |      |            |            |               |
|                                  |   | CORSA PICK UP 1.6 8V (S/ ABS)                     | 95-03  |       |               |      |            |            |               |
|                                  |   | CORSA Pickup / SW / Combo 1.7D Isuzu BX17D (4EE1) | 98-03  |       |               |      |            |            |               |
|                                  |   | CORSA II 1.7 Tdi Y1.7DTL                          |  |       |               |      |            |            |               |
|                                  |   | CORSA SEDAN 1.0 / 1.6 (S/ ABS)                    | 94-03  |       |               |      |            |            |               |
|                                  |   | CORSA WAGON 1.0 / 1.6 (S/ ABS)                    | 94-03  |       |               |      |            |            |               |
|                                  |   | NUEVO CORSA 1.0 8V VHC (S/ ABS)                   | 02-07  |       |               |      |            |            |               |


|  |  |  |  | LADO  | CANT. ESTRIAS |      | Ø COPA mm. | SE- GU- RO | DIEN- TES ABS |
|---|---|--|---|-------|---------------|------|------------|------------|---------------|
|   |   |  |   |       | EXT.          | INT. |            |            |               |
| <b>JHC04112B</b>  | CHEVROLET   | ONIX 1.4 8V MT                         | 13->  | RUEDA | 25            | 22   | 51         | SI         |               |
|   |   | PRISMA 1.4 8V MT                       | 13->  |       |               |      |            |            |               |
| <b>JHC04115B</b>  | CHEVROLET   | ASTRA 1.8 8V / 2.0 8V / 2.0 16V        | 99->  | RUEDA | 33            | 25   | 89         | INT        |               |
|   |   | ZAFIRA 2.0 8V / 16V                    | 02->  |       |               |      |            |            |               |
| <b>JHC04117B</b>  | CHEVROLET   | VECTRA 2.0 / 2.2                       | 97-06   | RUEDA | 33            | 25   | 89         |            |               |
| <b>JHC04118B</b>  | CHEVROLET   | MERIVA 1.8 8V / 16V con y sin ABS      | 02->  | RUEDA | 22            | 23   | 82         |            | 29            |
| <b>JHC04119B</b>  | CHEVROLET   | CELTA 1.0                              | 00-12   | RUEDA | 22            | 28   | 81         | EXT        |               |
|   |   | CELTA 1.0 / 1.4 8V (S/ ABS)            | 00->  |       |               |      |            |            |               |
|   |   | CORSA 1.0/1.4/1.6 (S/ ABS)             | 94-03   |       |               |      |            |            |               |
|   |   | CORSA CLASSIC 1.0/1.6 (S/ ABS)         | 04-07   |       |               |      |            |            |               |
|   |   | CORSA PICK UP 1.6 8V (S/ ABS)          | 95-03   |       |               |      |            |            |               |
|   |   | CORSA SEDAN - WAGON 1.0/1.6 (S/ ABS)   | 94-03   |       |               |      |            |            |               |
|   |   | NUEVO CORSA 1.0 / 1.4 8V (S/ ABS)      | 02->  |       |               |      |            |            |               |
|   |   | CELTA 1.4                              | 04-12   |       |               |      |            |            |               |
|   |   | PRISMA 1.4                             | 07-12   |       |               |      |            |            |               |
|   |   | PRISMA 1.0/1.4 8V FLEX (S/ ABS)        | 07->  |       |               |      |            |            |               |
| <b>JHC05084B</b>  | TOYOTA  | RAV 4 2.0 (3S-FE) con ABS              | 94-00   | RUEDA | 26            | 24   | 86         |            | 48            |
| <b>JHC05088B</b>  | SEAT  | LEON 1.8 20V T (AUQ)                   | 03-05   | RUEDA | 36            | 27   | 98         |            |               |
|   |   | LEON 1.9 TDI (ASV/ALH)                 | 01-05   |       |               |      |            |            |               |
| <b>JHC05114B</b>  | AUDI  | A4 1.8 T (AWT) / 1.9 TDI (AVF) con ABS | 01-07   | RUEDA | 33            | 30   | 89         |            | 45            |
|   |   | A4 1.8 T (AWT) con ABS                 | 01-08   |       |               |      |            |            |               |
|   | VW  | PASSAT 1.8 (ADR/APT/ARG) con ABS       | 94-01   |       |               |      |            |            |               |
|   |   | PASSAT 1.8 T (AMB) / 1.8 T (APU) c/ABS | 98-01   |       |               |      |            |            |               |
| <b>JHC05204B</b>  | AUDI  | A4 1.8 (ADR) con ABS                   | 93-98   | RUEDA | 33            | 30   | 90         |            | 45            |
|   |   | A4 1.8 (ADR)con ABS                    | 97-00   |       |               |      |            |            |               |
|   |   | A4 1.8 (ARG) (ADR) con ABS             | 98-01   |       |               |      |            |            |               |
|   |   | A4 1.9 TDI (ADF) con ABS               | 01-07   |       |               |      |            |            |               |
|   |   | A4 1.9 TDI (AJM) con ABS               | 97-01   |       |               |      |            |            |               |
| <b>JHC05408B</b>  | AUDI  | A3 1.6 (AVU/BSF)                       | 05-08   | RUEDA | 36            | 30   | 81         |            |               |
|   |   | S3 1.8 T (210CV) (AMK)                 | 00-02   |       |               |      |            |            |               |
|   |   | TT 1.8T (APX/BAM)                      | 99-05   |       |               |      |            |            |               |
|   | VW  | GOLF 1.9 TDI (AGR)                     | 99->  |       |               |      |            |            |               |
|   |   | GOLF 2.8 V6 (BDE)                      | 03-04   |       |               |      |            |            |               |

|  |  |  |  | LADO  | CANT. ESTRÍAS |      | Ø COPA mm. | SE- GU- RO | DIEN- TES ABS |
|--|---|--|--|-------|---------------|------|------------|------------|---------------|
|  |   |  |  |       | EXT.          | INT. |            |            |               |
| <b>JHC05874B</b>   | RENAULT   | LAGUNA 2.2D (G8T-752) / 2.0 (F3R-728/ N7Q-710) con ABS                 | 96-98  | RUEDA | 23            | 25   | 89,5       |            | 44            |
|  |   | LAGUNA 2.0 (F3R-722) con ABS   | 94-99  |       |               |      |            |            |               |
|  |   | LAGUNA 3.0 V6 24V (L7X-731) con ABS                                    | 03-09  |       |               |      |            |            |               |
| <b>JHC06080B</b>   | CITROËN   | C4 1.6 16V (YU5JP4) (NFU) / 2.0 16V (EW10J4) (RFN)                     | 07->   | RUEDA | 25            | 34   | 86         |            |               |
|  | PEUGEOT   | 307 1.6 16V (110CV) (TU5JP4) (NFU)                                     | 01->   |       |               |      |            |            |               |
|  |   | 307 2.0 (137CV) (138CV) (EW10A)  | 05-09  |       |               |      |            |            |               |
|  |   | 307 2.0 (143CV) (EW10A) / 2.0 (180CV) (EW10J4S)                        | 05->   |       |               |      |            |            |               |
|  |   | 307 2.0 (EW10J4) (RFN)   | 01-07  |       |               |      |            |            |               |
| <b>JHC07084B</b>   | TOYOTA  | COROLLA 1.6 (4A-F) con ABS   | 92-98  | RUEDA | 26            | 23   | 82         |            | 48            |
|  |   | COROLLA 1.6 (4A-FE) con ABS  | 92-99  |       |               |      |            |            |               |
|  |   | COROLLA 2.0 (D 2C) con ABS   | 90-94  |       |               |      |            |            |               |
| <b>JHC07180B</b>   | ALFA ROMEO  | 145 / 146 / SPIDER II 1.8 16V (AR 32201 - AR 38401 - AR 67106) con ABS | 96-02  | RUEDA | 25            | 25   | 90         |            | 44            |
| <b>JHC07188B</b>   | AUDI  | A3 2.0 (FSI BVZ)   | 05-08  | RUEDA | 36            | 30   | 90         | INT        |               |
|  | VW  | PASSAT 2.0 (FSI BVZ)   | 06-10  |       |               |      |            |            |               |
| <b>JHC08014B</b>   | AUDI  | A4 2.4 V6 (AJG) / 2.4 V6 (ARJ) con ABS                                 | 99-01  | RUEDA | 38            | 27   | 98         |            | 45            |
|  |   | A4 2.8 V6 (AAH) con ABS  | 93-98  |       |               |      |            |            |               |
|  |   | A6 2.4 (AGA) con ABS   | 02-05  |       |               |      |            |            |               |
| <b>JHC08014B</b>   | AUDI  | A6 2.4 V6 (ARJ) con ABS  | 98-01  | RUEDA | 38            | 27   | 98         |            | 45            |
|  |   | A6 2.5 TDI (AKN) con ABS   | 00-02  |       |               |      |            |            |               |
|  |   | A6 2.8 V6 (AAH) con ABS  | 94-97  |       |               |      |            |            |               |
|  |   | A6 3.0 V6 (ASN) con ABS  | 01-05  |       |               |      |            |            |               |
|  |   | A8 4.2 V8 FSI (ABZ) con ABS  | 95-00  |       |               |      |            |            |               |
|  | VW  | PASSAT 1.8 T (AWT)/1.9 TDI (AWX/AVF) c/ABS                             | 01-05  |       |               |      |            |            |               |
| PASSAT 2.8 V6 (BBGACK-APR) con ABS   |   | 98-01  |  |       |               |      |            |            |               |
| <b>JHC08014B</b>   | VW  | PASSAT 2.8 VR6 (ACK) con ABS   | 95-98  | RUEDA | 38            | 27   | 98         |            | 45            |
| <b>JHC08060B</b>   | FORD  | MONDEO I 2.5 24V (SEA) con ABS   | 97-01  | RUEDA | 27            | 25   | 87         |            | 44            |
| <b>JHC08080B</b>   | FORD  | FIESTA V 1.8D (ENDURA) RTC/RTD   | 98-03  | RUEDA | 25            | 23   | 83         |            |               |
|  |   | FOCUS 1.8 TDI (LYNXC9DC)   | 02->   |       |               |      |            |            |               |
| <b>JHC08102B</b>   | FORD  | ESCORT 1.6 (MOTOR AE)  | 83-92  | RUEDA | 23            | 22   | 72.5       | EXT        |               |
| <b>JHC08103B</b>   | FORD  | ESCORT 1.8   | 89-92  | RUEDA | 23            | 30   | 81         | EXT        |               |
| <b>JHC08106B</b>   | FORD  | ESCORT 1.8   | 89-92  | RUEDA | 25            | 30   | 90         | EXT        |               |

|  |  |   |  | LADO  | CANT. ESTRIAS |      | Ø COPA mm. | SE-GURO | DIEN-TES ABS |
|---|---|---|---|-------|---------------|------|------------|---------|--------------|
|   |   |   |   |       | EXT.          | INT. |            |         |              |
| <b>JHC08109B</b>  | FORD  | KA 1.0 (MOTOR ZETEC ROCAM)  | 00-14   | RUEDA | 25            | 20   | 87         | MED     |              |
| <b>JHC08110B</b>  | FORD  | COURIER 1.3 (ENDURA)  | 97-99   | RUEDA | 25            | 20   | 72         |         |              |
|   |   | FIESTA 1.3  | 96-98   |       |               |      |            |         |              |
|   |   | KA 1.0 - 1.3  | 96-99   |       |               |      |            |         |              |
| <b>JHC08111B</b>  | FORD  | COURIER 1.6 (ZETEC)   | 99->  | RUEDA | 25            | 21   | 75         |         |              |
|   |   | ECOSPORT 1.0 / 1.6  | 02-06   |       |               |      |            |         |              |
|   |   | FIESTA 1.6  | 02-14   |       |               |      |            |         |              |
|   |   | FIESTA 1.6 (MOTOR ZETEC ROCAM)  | 99-06   |       |               |      |            |         |              |
|   |   | KA 1.6 (MOTOR ZETEC ROCAM)  | 01-12   |       |               |      |            |         |              |
| <b>JHC08115B</b>  | VW  | POINTER 1.6 AE  | 93-93   | RUEDA | 25            | 30   | 82.5       | INT     |              |
| <b>JHC08120B</b>  | FIAT  | IDEA 1.4 (350 A1000)  | 04->  | RUEDA | 22            | 21   | 75         |         |              |
|   |   | PUNTO II  | 08->  |       |               |      |            |         |              |
|   |   | STILO   |   |       |               |      |            |         |              |
| <b>JHC08124B</b>  | PEUGEOT   | 206 1.4I (TU3JP) (KFW) con ABS  | 01->  | RUEDA | 21            | 22   | 79         |         | 48           |
|   |   | 206 1.6 8V (TU5JP) (NZF) con ABS  | 99-03   |       |               |      |            |         |              |
| <b>JHC08128B</b>  | FORD  | COURIER 1.4   | 97->  | RUEDA | 25            | 22   | 81         | INT     |              |
|   |   | ESCORT 1.6 / 1.8 ( MOTOR ZETEC)   | 97-03   |       |               |      |            |         |              |
|   |   | FIESTA 1.4 - 1.8  | 96->  |       |               |      |            |         |              |
| <b>JHC08200B</b>  | VW  | TRANSPORTER IV 1.9 D-TD (1X,ABL/ 2.4D AAB/ 2.5 DTI ACV/AJT/AUF/AYC/AYY) | 96-04   | RUEDA | 38            | 27   | 98         |         |              |
| <b>JHC08240B</b>  | VW  | TRANSPORTER V 1.9 TDI (AXB,AXC)   | 08->  | RUEDA | 38            | 27   | 100        |         |              |
| <b>JHC08360B</b>  | ALFA ROMEO  | 145 1.9 JTD (AR 30302)/146 1.9 JTD (AR 30302)                           | 99-02   | RUEDA | 25            | 28   | 98         |         |              |
|   |   | 156 2.5 24V V6 (192 CV) (AR32405)                                       | 03-07   |       |               |      |            |         |              |
|   |   | 156 2.5 24V V6 (AR30401)  | 98-02   |       |               |      |            |         |              |
|   |   | 156 2.5 24V V6 (AR32405)  | 01-03   |       |               |      |            |         |              |
|   |   | SPIDER 3.0 V6 (AR16101)   | 96-02   |       |               |      |            |         |              |
| <b>JHC08494B</b>  | RENAULT   | LAGUNA 2.0 T (N7Q)  | 03-09   | RUEDA | 27            | 32   | 88         |         |              |
| <b>JHC08600B</b>  | VW  | SHARAN 1.8T / 1.9TDI con ABS  | 01->  | RUEDA | 38            | 27   | 98         |         | 48           |
| <b>JHC08820B</b>  | PEUGEOT   | 306 2.0 (XU10J2CL/Z) (RXF) con ABS                                      | 95-97   | RUEDA | 25            | 34   | 90         |         | 29           |
|   |   | 306 2.0 (XU10J4R/L3) (RFV) con ABS                                      | 97-02   |       |               |      |            |         |              |
|   |   | 306 2.0 16V (XU10J4RS/L3) (RFS) c/ABS                                   | 97-99   |       |               |      |            |         |              |
|   |   | 405 1.9 SRD (XUD9A) (D9B) / 2.0 (XU-10J2C) (RFX) con ABS                | 91-97   |       |               |      |            |         |              |
|   |   | 405 2.0 16V (XU104Z) (RFT) con ABS                                      | 93-95   |       |               |      |            |         |              |
|   |   | 405 2.0 16V (XU10J4/L/Z) (RFT) con ABS                                  | 91-94   |       |               |      |            |         |              |





| cofap     |  |  | LADO  | CANT. ESTRÍAS |      | Ø COPA mm. | SE-GU-RO | DIEN-TES ABS |
|-----------|---|--|-------|---------------|------|------------|----------|--------------|
|           |   |  |       | EXT.          | INT. |            |          |              |
| JHC08930B | PEUGEOT   | 206 2.0 16V (EW10J4) (RFN) / 2.0 HDI (DW10TD) (RHI) - con ABS                      | 01-09 | RUEDA         | 25   | 34         | 90       | 48           |
|           |   | 206 2.0 GTI (EW10J4) (RFR) / 2.0 GTI 180 CV (EW10J4S) con ABS                      | 03-06 |               |      |            |          |              |
|           |   | 206 2.0 RC (EW10J4S) con ABS   | 05-06 |               |      |            |          |              |
| JHC09194B | HONDA   | ACCORD 2.0 (F20A5)   | 90-93 | RUEDA         | 28   | 32         | 97       |              |
|           |   | ACCORD 2.0 (F20B3)   | 93-96 |               |      |            |          |              |
|           |   | ACCORD 2.2 (F22B1) (SOCH CAT VTEC)   | 93-99 |               |      |            |          |              |
|           |   | ACCORD 2.2 (F22B1) (SOHC)  | 93-98 |               |      |            |          |              |
|           |   | ACCORD 2.2 (F22B5)   | 93-97 |               |      |            |          |              |
|           |   | ACCORD 2.2 (F22Z2)   | 96-98 |               |      |            |          |              |
| JHC09310B | PEUGEOT   | 406 2.0 HDI (DWATD) (RHZ) con ABS  | 00-04 | RUEDA         | 25   | 39         | 100      | 48           |
|           |   | 406 2.2 (EW12J4) (3FZ) con ABS   | 01-04 |               |      |            |          |              |
|           |   | 406 3.0 V6 (ES9J4) (XFZ) con ABS   | 98-04 |               |      |            |          |              |
| JHC10102B | HONDA   | CIVIC 1.6 con ABS  | 97-00 | RUEDA         | 26   | 32         | 89       | 50           |
| JHC10103B | HONDA   | FIT 1.4  | 04-10 | RUEDA         | 26   | 22         |          | MED          |
| JHC10104B | HONDA   | CIVIC 8° Generacion Con y Sin ABS - Transmision Automatica                         | 06-11 | RUEDA         | 26   | 22         | 58       | SI           |
| JHC10105B | HONDA   | CITY 1.5 16V   | 09-14 | RUEDA         | 26   | 22         | 82       | INT          |
|           |   | FIT 1.4 8V / 1.5 16V   | 09-14 |               |      |            |          |              |
| JHC17103B | PEUGEOT   | 206 1.4 16V  | 05-09 | RUEDA         | 21   | 22         | 99       | 48           |
|           |   | 206 1.4 8V   | 04-10 |               |      |            |          |              |
| JHC18104B | RENAULT   | CLIO 1.6i (21 DIENTES) con ABS   | 01-06 | RUEDA         | 21   | 21         | 75       | 26           |
| JHC18106B | RENAULT   | DUSTER 1.6 c/ABS Direccion Mecanica  | 11-16 | RUEDA         | 25   | 33         | 90       | INT          |
| JHC22002B | TOYOTA  | HILUX SRV TURBO DIESEL   | 06->  | RUEDA         | 30   | 29         | 72.5     | NO           |
|           |   | HILUX SW4 3.0 TURBO DIESEL   | 05->  |               |      |            |          |              |

**KITS DE REPARACIÓN  
JUNTAS HOMOCINÉTICAS  
Equivalencias por Código KIT**




| <br><b>KIT REPARACION</b> | <br><b>JUNTA HOMOCINÉTICA</b> |   |
|--|--|--|
| KJD01203AR   | JDC01304B  | VOLKSWAGEN   |
| KJD01209AR   | JDC01309B  | VOLKSWAGEN   |
| KJD01216AR   | JDC01325B  | VOLKSWAGEN   |
| KJD03201AR   | JDC03301B  | FIAT   |
| KJD03202AR   | JDC03302B  | FIAT   |
| KJD03203AR   | JDC03303B  | FIAT   |
| KJD04202AR   | JDC04301B  | CHEVROLET  |
|  | JDC04303B  | CHEVROLET  |
| KJD04205AR   | JDC04305B  | CHEVROLET  |
| KJD04206AR   | JDC04306B  | CHEVROLET  |
| KJH01205AR   | JHC01103B  | VOLKSWAGEN   |
|  | JHC01111B  | AUDI / VOLKSWAGEN  |
|  | JHC01134B  | VOLKSWAGEN   |
| KJH01206AR   | JHC01105B  | VOLKSWAGEN   |
| KJH01207AR   | JHC01112B  | VOLKSWAGEN   |
| KJH03201AR   | JHC03102B  | FIAT   |
|  | JHC03103B  | FIAT   |
|  | JHC03116B  | FIAT   |
| KJH03211AR   | JHC03111B  | ALFA ROMEO / FIAT  |
| KJH03213AR   | JHC03113B  | FIAT   |
|  | JHC03117B  |  |
|  | JHC03121B  |  |
|  | JHC03122B  |  |
|  | JHC03123B  |  |
| KJH03219AR   | JHC03119B  | CITROËN / FIAT   |
| KJH03225AR   | JHC03125B  | FIAT   |
| KJH03231AR   | JHC03129B  | FIAT   |
| KJH03232AR   | JHC03127B  | FIAT   |
| KJH03233AR   | JHC03840B  | CITROËN / FIAT / PEUGEOT   |
| KJH03234AR   | JHC07180B  | ALFA ROMEO   |
| KJH04201AR   | JHC04101B  | CHEVROLET  |
|  | JHC04115B  |  |
|  | JHC04116B  |  |
|  | JHC04117B  |  |
| KJH04202AR   | JHC04119B  | CHEVROLET  |



| <br>KIT REPARACION | <br>JUNTA HOMOCINÉTICA |   |
|---|---|---|
| KJH04207AR  | JHC04108B   | RENAULT   |
| KJH08202AR  | JHC08102B   | FORD  |
| KJH08203AR  | JHC08103B   | FORD  |
|   | JHC08115B   | VOLKSWAGEN  |
| KJH08205AR  | JHC08109B   | FORD  |
| KJH08206AR  | JHC08110B   | FORD  |
| KJH08207AR  | JHC08111B   | FORD  |
| KJH10201AR  | JHC10102B   | HONDA   |
| KJH10204AR  | JHC10103B   | HONDA   |
| KJH10205AR  | JHC01914B   | HONDA   |
| KJH17203AR  | JHC03120B   | CITROËN   |
| KJH18201AR  | JHC18104B   | RENAULT   |
| KJH32001AR  | JHC01080B   | HYUNDAI   |
| KJH32002AR  | JHC01720B   | HYUNDAI   |

**KITS DE REPARACIÓN  
JUNTAS HOMOCINÉTICAS  
Equivalencias por Código  
Junta Homocinética**



|  JUNTA |  KIT REP. |  JUNTA |  KIT REP. |  JUNTA |  KIT REP. |
|---|--|---|---|---|--|
| JDC01304B   | KJD01203AR   | JHC01914B   | KJH10205AR  | JHC04101B   | KJH04201AR   |
| JDC01309B   | KJD01209AR   | JHC03102B   | KJH03201AR  | JHC04108B   | KJH04207AR   |
| JDC01325B   | KJD01216AR   | JHC03103B   | KJH03201AR  | JHC04115B   | KJH04201AR   |
| JDC03301B   | KJD03201AR   | JHC03111B   | KJH03211AR  | JHC04116B   | KJH04201AR   |
| JDC03302B   | KJD03202AR   | JHC03113B   | KJH03213AR  | JHC04117B   | KJH04201AR   |
| JDC03303B   | KJD03203AR   | JHC03116B   | KJH03201AR  | JHC04119B   | KJH04202AR   |
| JDC04301B   | KJD04202AR   | JHC03117B   | KJH03213AR  | JHC07180B   | KJH03234AR   |
| JDC04303B   | KJD04202AR   | JHC03119B   | KJH03219AR  | JHC08102B   | KJH08202AR   |
| JDC04305B   | KJD04205AR   |   | KJH03219AR  | JHC08103B   | KJH08203AR   |
| JDC04306B   | KJD04206AR   | JHC03120B   | KJH17203AR  | JHC08109B   | KJH08205AR   |
| JHC01080B   | KJH32001AR   | JHC03121B   | KJH03213AR  | JHC08110B   | KJH08206AR   |
| JHC01103B   | KJH01205AR   | JHC03122B   | KJH03213AR  | JHC08111B   | KJH08207AR   |
| JHC01105B   | KJH01206AR   | JHC03123B   | KJH03213AR  | JHC08115B   | KJH08203AR   |
| JHC01111B   | KJH01205AR   | JHC03125B   | KJH03225AR  | JHC10102B   | KJH10201AR   |
| JHC01112B   | KJH01207AR   | JHC03127B   | KJH03232AR  | JHC10103B   | KJH10204AR   |
| JHC01134B   | KJH01205AR   | JHC03129B   | KJH03231AR  | JHC18104B   | KJH18201AR   |
| JHC01720B   | KJH32002AR   | JHC03840B   | KJH03233AR  |   |  |



Magneti Marelli Repuestos S.A.  
Hipólito Yrigoyen 571 - 8°Piso - B1638BGP  
Vicente López - Provincia de Buenos Aires - República Argentina  
0800 - 555 - MARELLI (6273554)  
aftermarket.argentina@marelli.com  
Facebook / Magneti Marelli Argentina  
[www.marelli-cofap.com.ar](http://www.marelli-cofap.com.ar)



**Magneti Marelli Repuestos S.A.**

Hipólito Yrigoyen 571 - 8°Piso - B1638BGP

Vicente López - Provincia de Buenos Aires - República Argentina

0800 - 555 - MARELLI (6273554)

aftermarket.argentina@marelli.com

**[www.marelli-cofap.com.ar](http://www.marelli-cofap.com.ar)**

** Magneti Marelli Argentina**

